

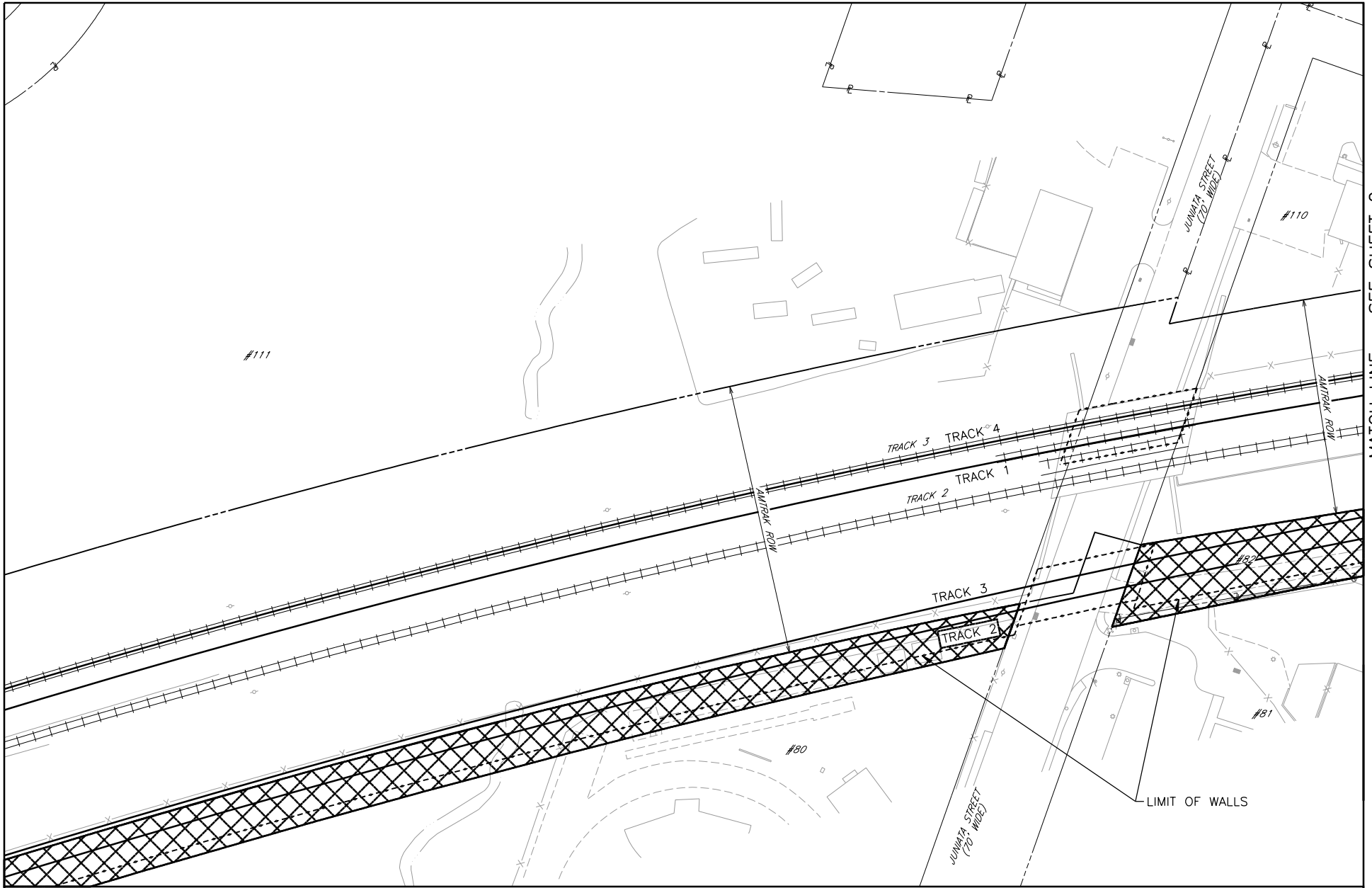
Susquehanna River Rail Bridge Project

Appendix B

Engineering Alignments



March 2017



MATCH LINE - SEE SHEET 2

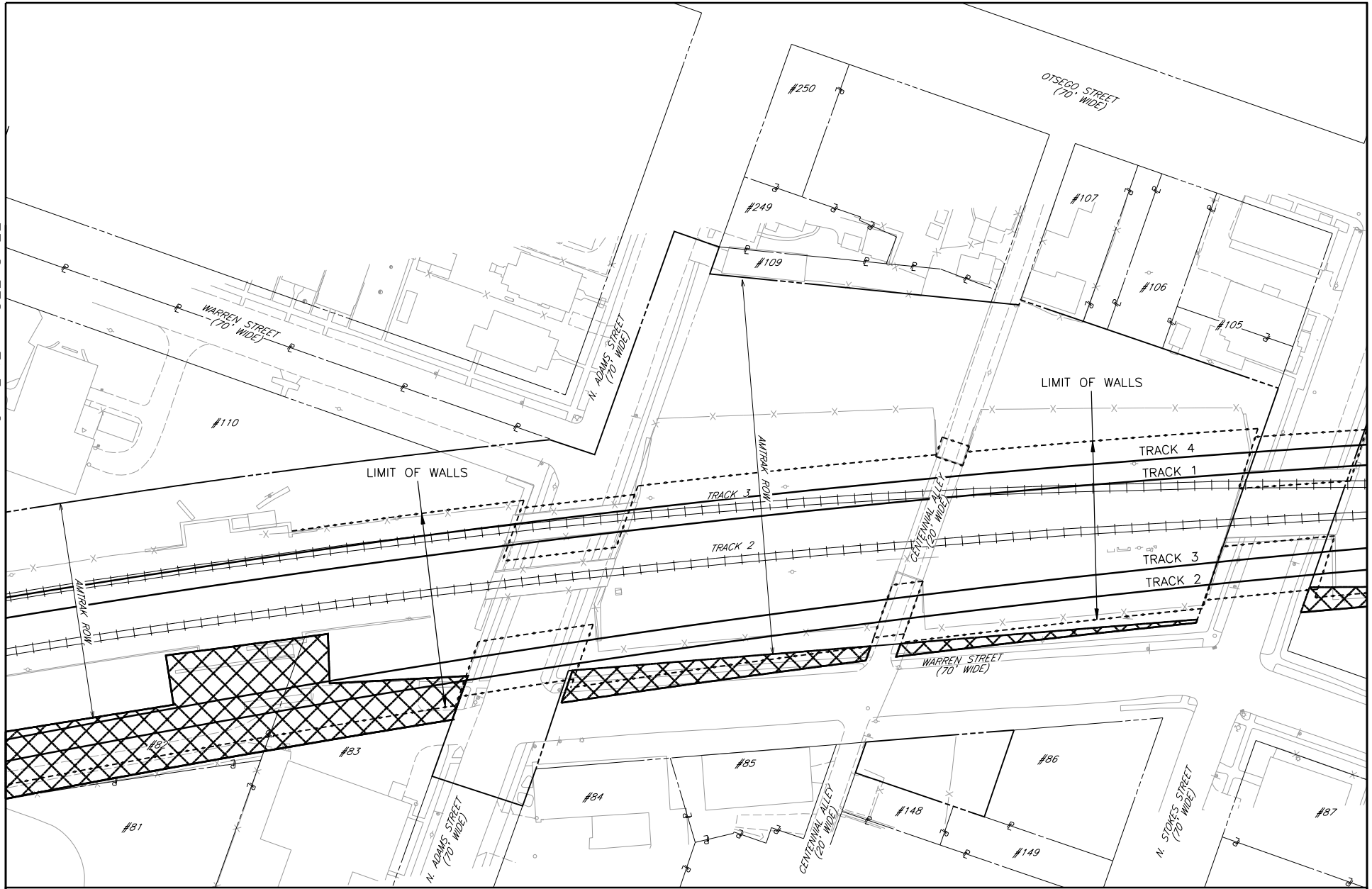


- | | | | |
|-------|----------------|--------------------|--|
| ----- | ROW LINE | ---#--- | PROPERTY NUMBER (SEE TABLE) |
| —e— | PROPERTY LINE | [Cross-hatched] | IMPACTED PROPERTY (OUTSIDE AMTRAK ROW) |
| —+—+— | EXISTING TRACK | [Diagonal-hatched] | IMPACTED EASEMENT (EXISTING AMTRAK PROPERTY) |
| —x— | FENCE | ----- | PROPOSED RETAINING WALL AND BRIDGE LIMITS |
| ----- | EDGE ROAD | | |
| ----- | STRUCTURE | | |
| ----- | WATERWAY | | |

**OPTION 9A RIGHT-OF-WAY
HAVRE DE GRACE
SHEET 1 OF 3**

MATCH LINE - SEE SHEET 1

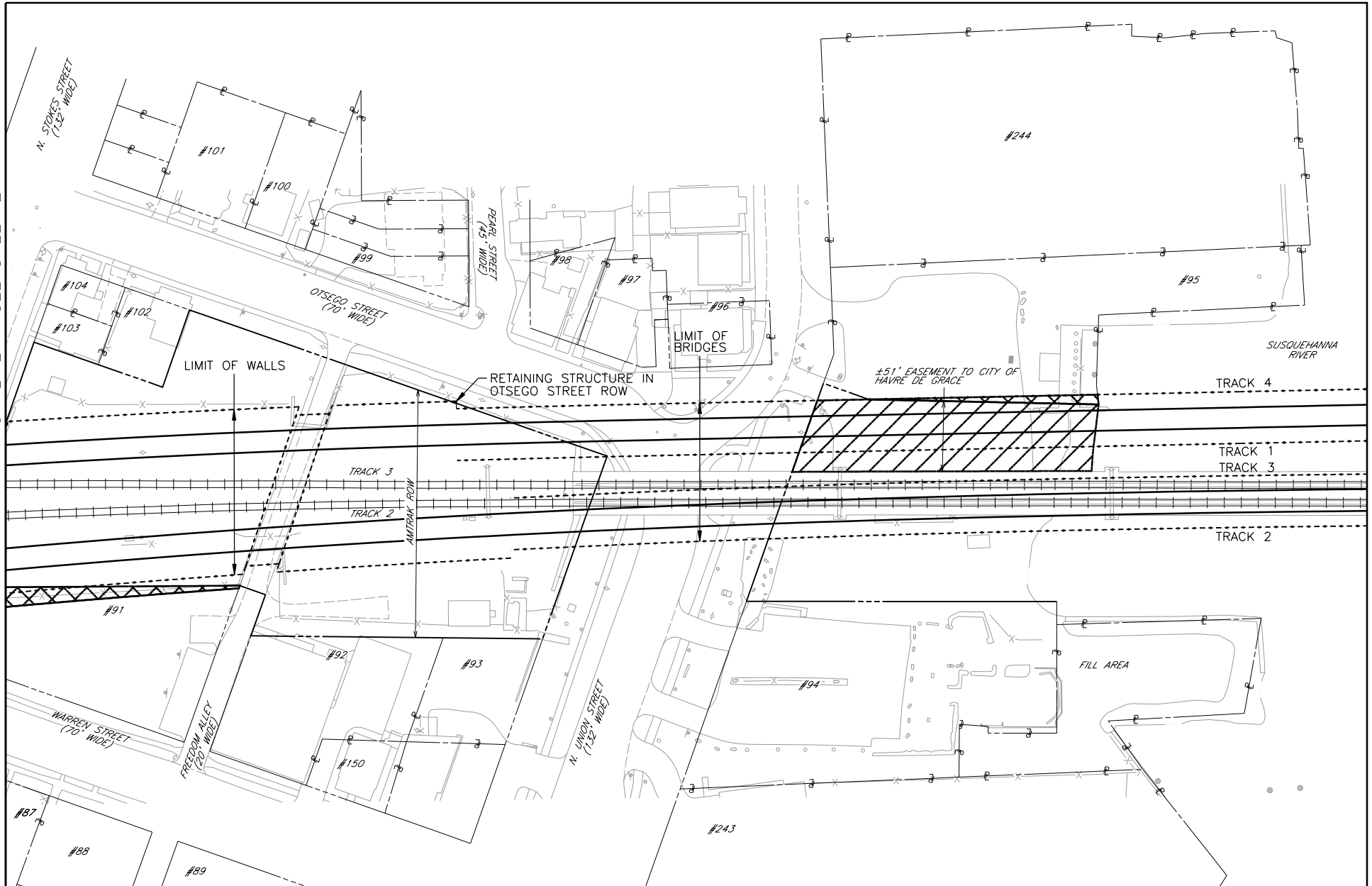
MATCH LINE - SEE SHEET 3



- | | | | |
|--|----------------|--|--|
| | ROW LINE | | PROPERTY NUMBER (SEE TABLE) |
| | PROPERTY LINE | | IMPACTED PROPERTY (OUTSIDE AMTRAK ROW) |
| | EXISTING TRACK | | IMPACTED EASEMENT (EXISTING AMTRAK PROPERTY) |
| | FENCE | | PROPOSED RETAINING WALL AND BRIDGE LIMITS |
| | EDGE ROAD | | |
| | STRUCTURE | | |
| | WATERWAY | | |

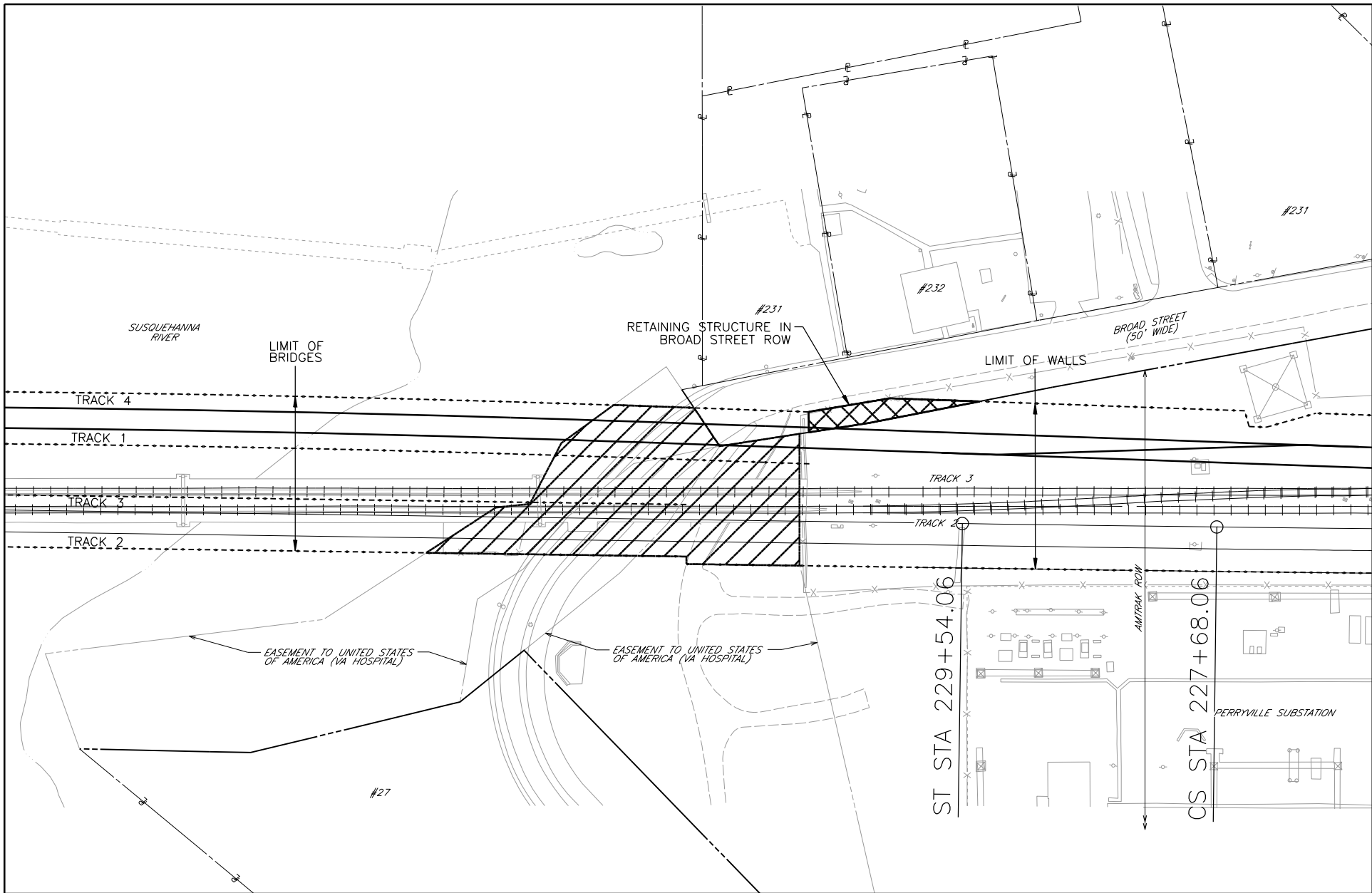
**OPTION 9A RIGHT-OF-WAY
HAVRE DE GRACE
SHEET 2 OF 3**

MATCH LINE - SEE SHEET 2



- | | | | |
|--|----------------|--|--|
| | ROW LINE | | PROPERTY NUMBER (SEE TABLE) |
| | PROPERTY LINE | | IMPACTED PROPERTY (OUTSIDE AMTRAK ROW) |
| | EXISTING TRACK | | IMPACTED EASEMENT (EXISTING AMTRAK PROPERTY) |
| | FENCE | | PROPOSED RETAINING WALL AND BRIDGE LIMITS |
| | EDGE ROAD | | |
| | STRUCTURE | | |
| | WATERWAY | | |

**OPTION 9A RIGHT-OF-WAY
HAVRE DE GRACE
SHEET 3 OF 3**



MATCH LINE - SEE SHEET 2

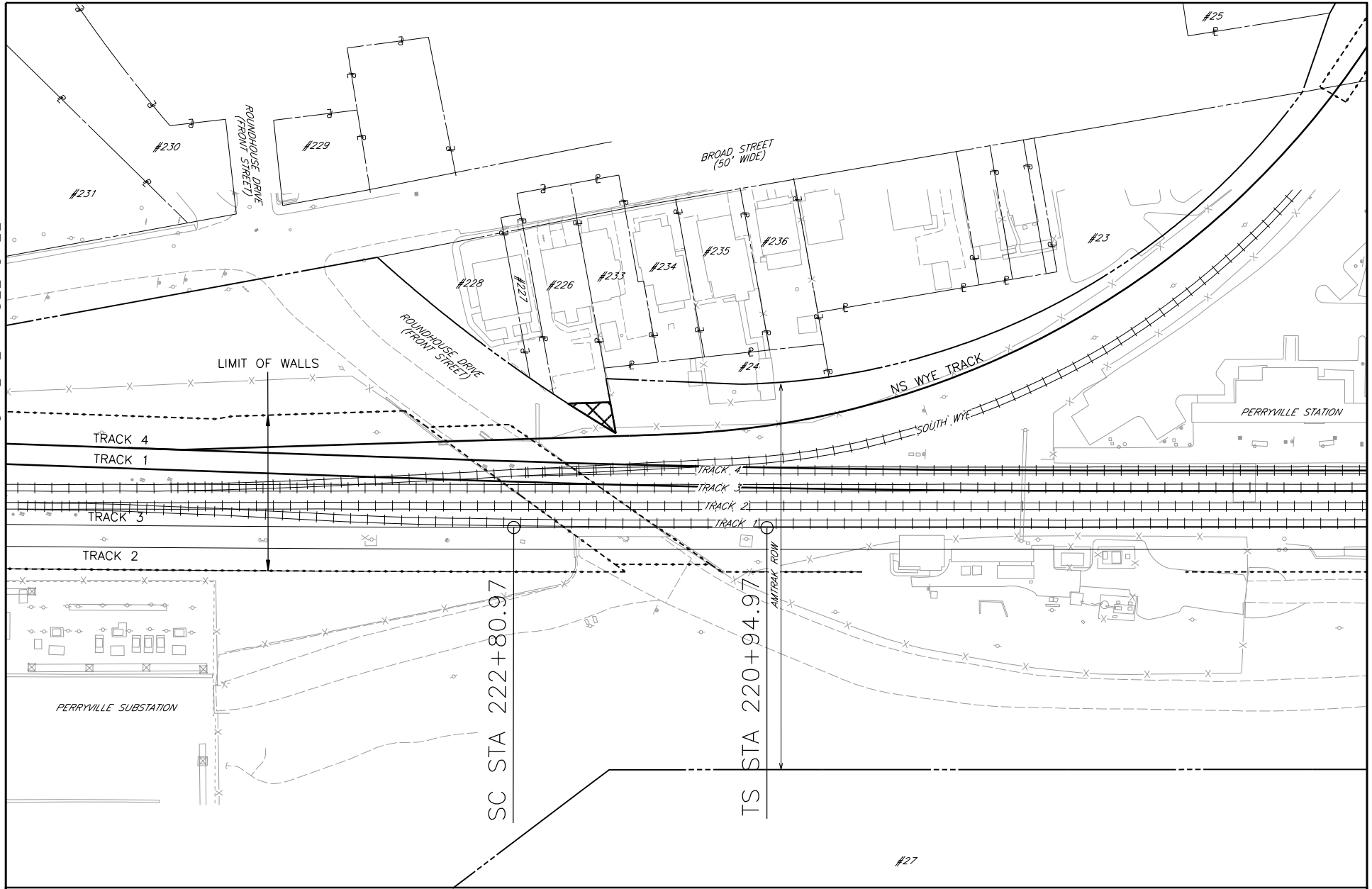


- ROW LINE
- PROPERTY LINE
- EXSITING TRACK
- x- FENCE
- - - EDGE ROAD
- STRUCTURE
- WATERWAY
- PROPERTY NUMBER (SEE TABLE)
- ▨ IMPACTED PROPERTY (OUTSIDE AMTRAK ROW)
- ▧ IMPACTED EASEMENT (EXISTING AMTRAK PROPERTY)
- PROPOSED RETAINING WALL AND BRIDGE LIMITS

**OPTION 9A AND 9B
RIGHT-OF-WAY
PERRYVILLE
SHEET 1 OF 3**

MATCH LINE - SEE SHEET 1

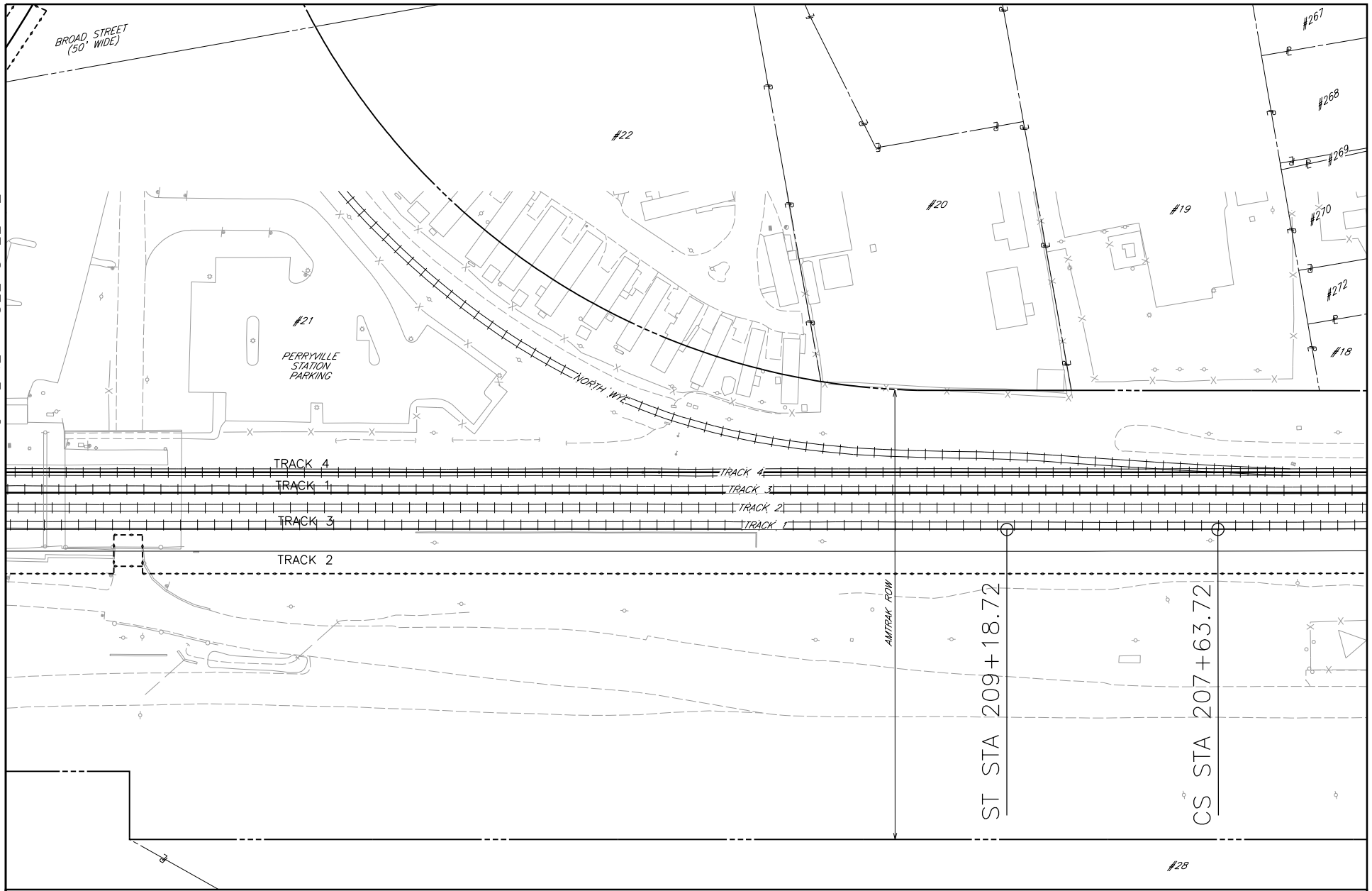
MATCH LINE - SEE SHEET 3



- | | | | |
|--|----------------|--|--|
| | ROW LINE | | PROPERTY NUMBER (SEE TABLE) |
| | PROPERTY LINE | | IMPACTED PROPERTY (OUTSIDE AMTRAK ROW) |
| | EXISTING TRACK | | IMPACTED EASEMENT (EXISTING AMTRAK PROPERTY) |
| | FENCE | | PROPOSED RETAINING WALL AND BRIDGE LIMITS |
| | EDGE ROAD | | |
| | STRUCTURE | | |
| | WATERWAY | | |

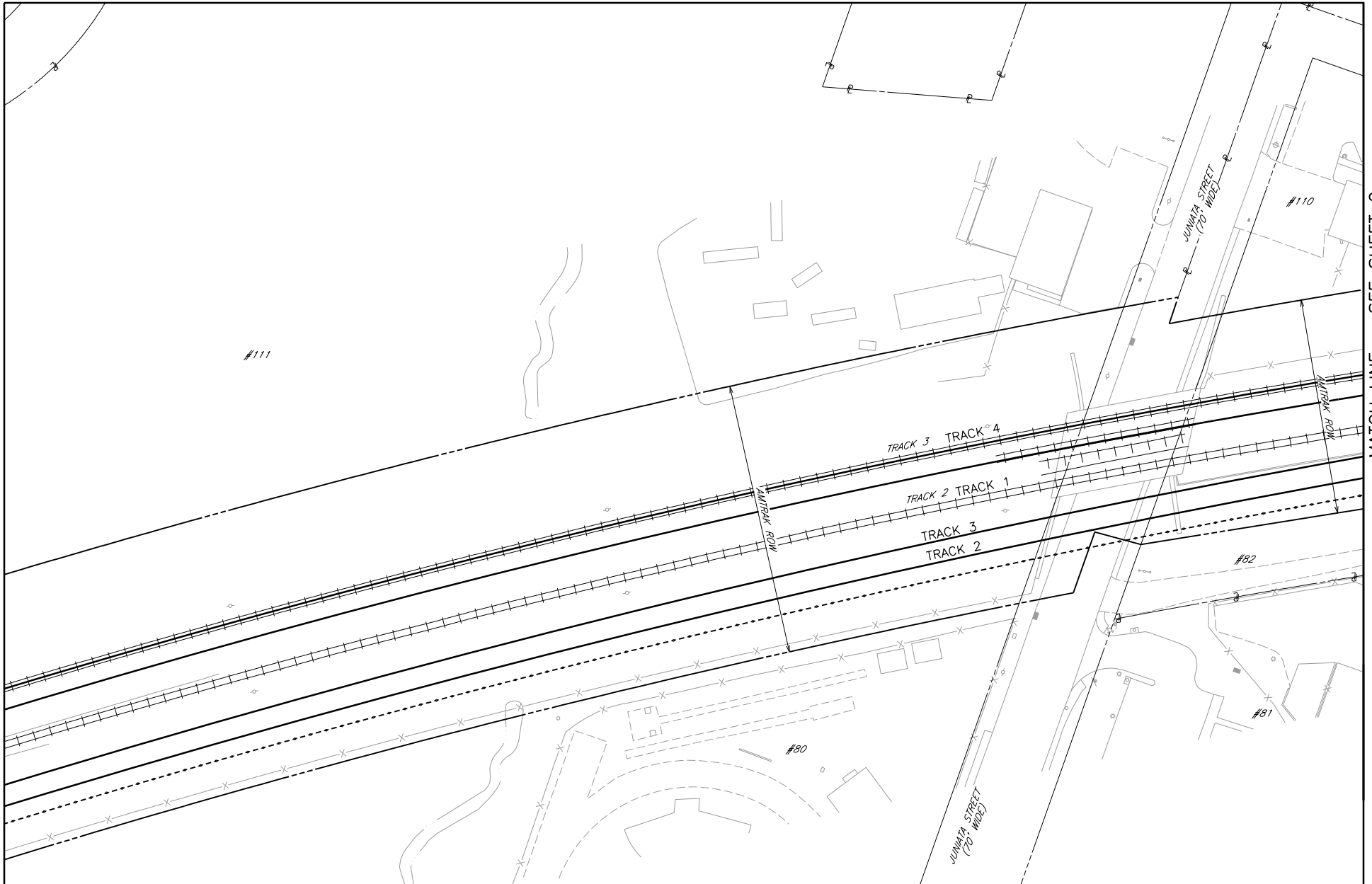
**OPTION 9A AND 9B
RIGHT-OF-WAY
PERRYVILLE
SHEET 2 OF 3**

MATCH LINE - SEE SHEET 2



- | | | | |
|--|----------------|--|--|
| | ROW LINE | | PROPERTY NUMBER (SEE TABLE) |
| | PROPERTY LINE | | IMPACTED PROPERTY (OUTSIDE AMTRAK ROW) |
| | EXISTING TRACK | | IMPACTED EASEMENT (EXISTING AMTRAK PROPERTY) |
| | FENCE | | PROPOSED RETAINING WALL AND BRIDGE LIMITS |
| | EDGE ROAD | | |
| | STRUCTURE | | |
| | WATERWAY | | |

**OPTION 9A AND 9B
RIGHT-OF-WAY
PERRYVILLE
SHEET 3 OF 3**



MATCH LINE - SEE SHEET 2

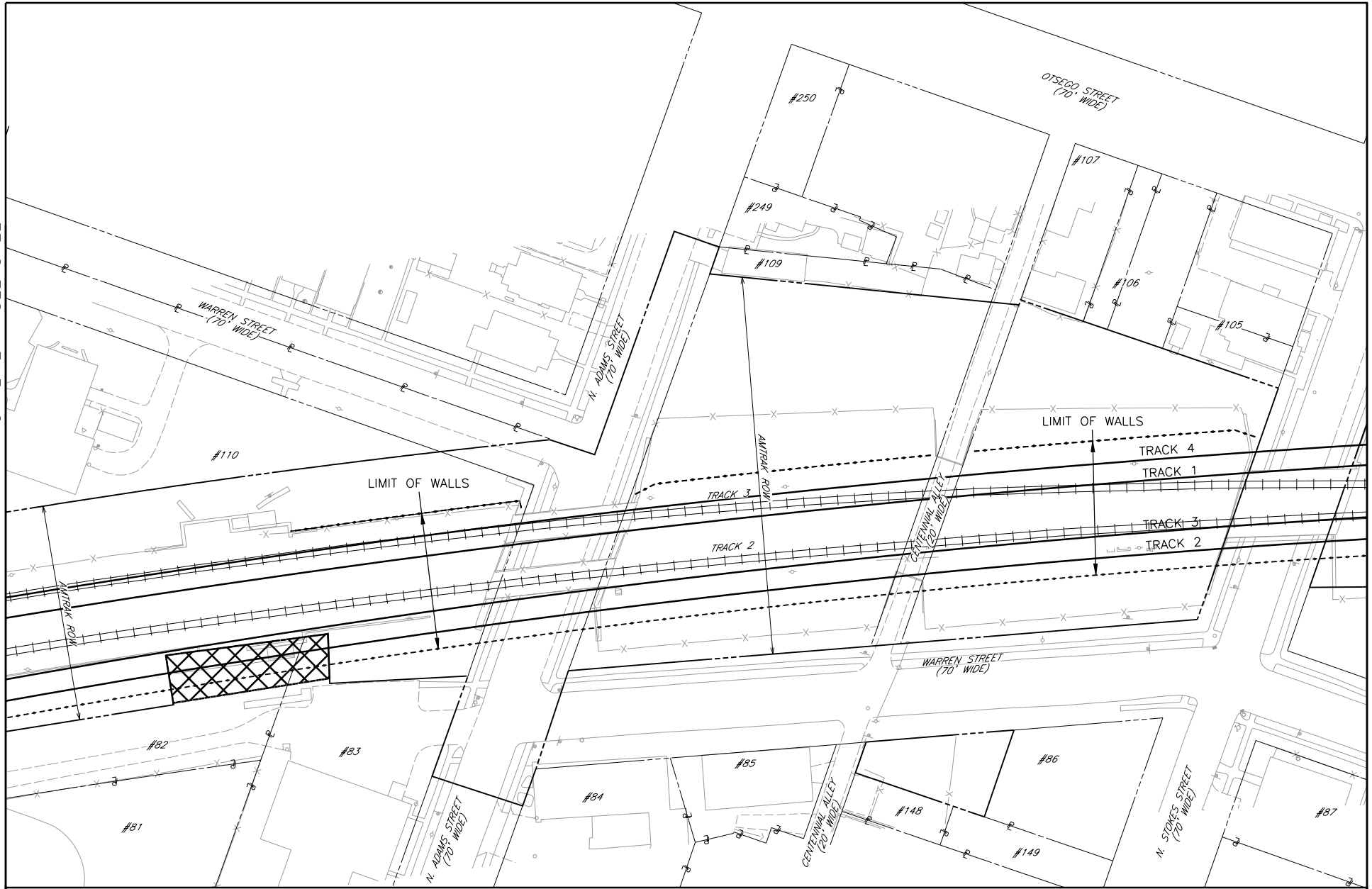


- | | | | |
|-------|----------------|-------|--|
| ----- | ROW LINE | --- | PROPERTY NUMBER (SEE TABLE) |
| —p— | PROPERTY LINE | ▣ | REQUIRED ROW (CONCEPT DESIGN LEVEL) |
| —x—x— | EXISTING TRACK | ▤ | IMPACTED EASEMENT (EXISTING AMTRAK PROPERTY) |
| —x— | FENCE | ----- | PROPOSED RETAINING WALL AND BRIDGE LIMITS |
| ----- | EDGE ROAD | | |
| ----- | STRUCTURE | | |
| ~~~~~ | WATERWAY | | |

**OPTION 9B RIGHT-OF-WAY
HAVRE DE GRACE
SHEET 1 OF 3**

MATCH LINE - SEE SHEET 1

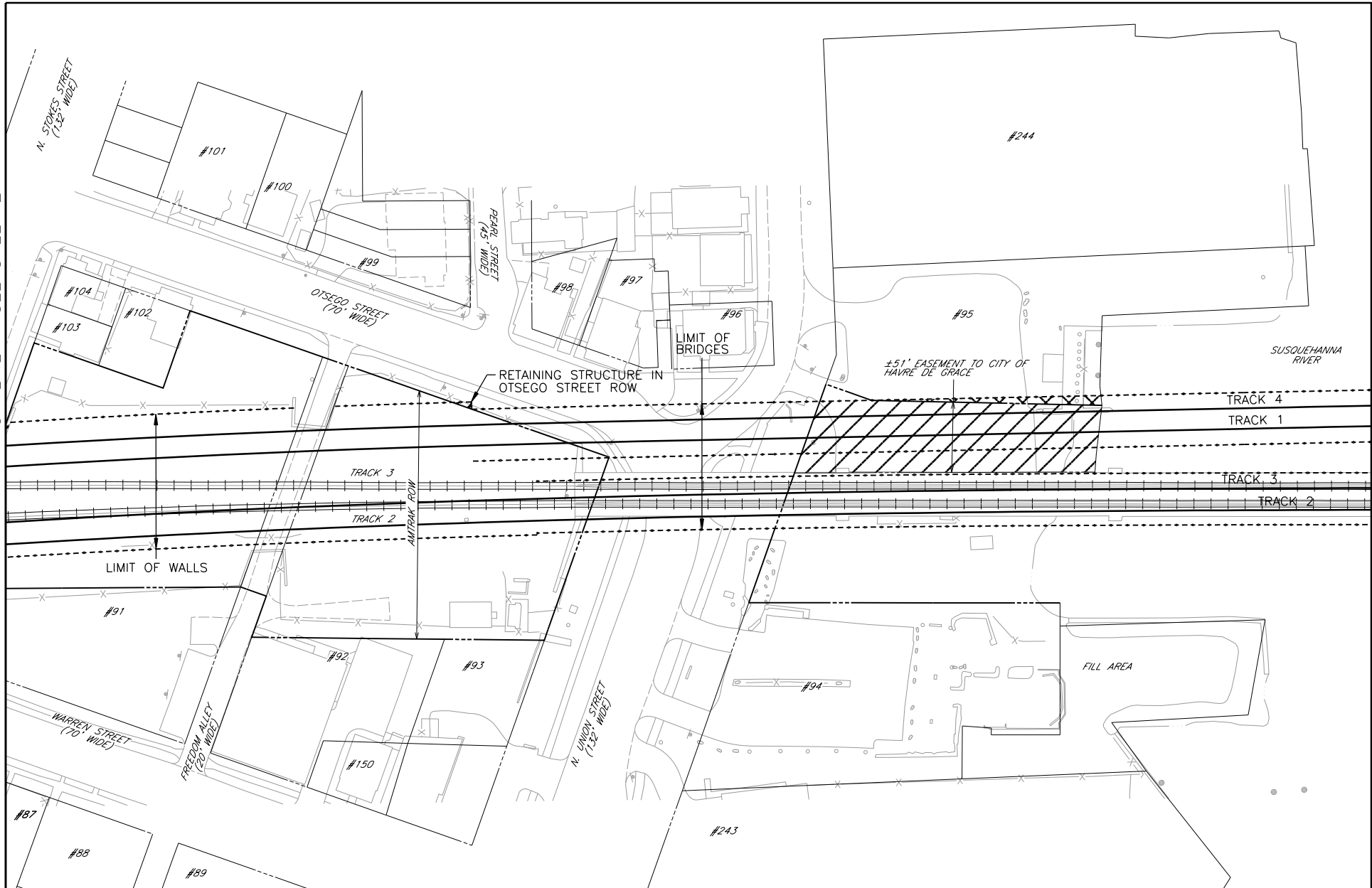
MATCH LINE - SEE SHEET 3



- | | | | |
|--|----------------|--|--|
| | ROW LINE | | PROPERTY NUMBER (SEE TABLE) |
| | PROPERTY LINE | | REQUIRED ROW (CONCEPT DESIGN LEVEL) |
| | EXISTING TRACK | | IMPACTED EASEMENT (EXISTING AMTRAK PROPERTY) |
| | FENCE | | PROPOSED RETAINING WALL AND BRIDGE LIMITS |
| | EDGE ROAD | | |
| | STRUCTURE | | |
| | WATERWAY | | |


**OPTION 9B RIGHT-OF-WAY
HAVRE DE GRACE
SHEET 2 OF 3**

MATCH LINE - SEE SHEET 2



- | | | | |
|--|----------------|--|--|
| | ROW LINE | | PROPERTY NUMBER (SEE TABLE) |
| | PROPERTY LINE | | REQUIRED ROW (CONCEPT DESIGN LEVEL) |
| | EXISTING TRACK | | IMPACTED EASEMENT (EXISTING AMTRAK PROPERTY) |
| | FENCE | | PROPOSED RETAINING WALL AND BRIDGE LIMITS |
| | EDGE ROAD | | |
| | STRUCTURE | | |
| | WATERWAY | | |

**OPTION 9B RIGHT-OF-WAY
HAVRE DE GRACE
SHEET 3 OF 3**



SUSQUEHANNA RIVER RAIL BRIDGE PROJECT
 PERRYVILLE/HAVRE DE GRACE, MARYLAND
 LIMIT OF DISTURBANCE
 JUNE 08, 2016



IN PROGRESS

6/8/2016 4:05:14 PM
 STANDARD PEN TABLE NO.

No.	Revisions	Date	By



Office of Engineering
 Engineering Design
 National Railroad Passenger Corporation
 30th Street Station, Philadelphia, Pennsylvania 19104

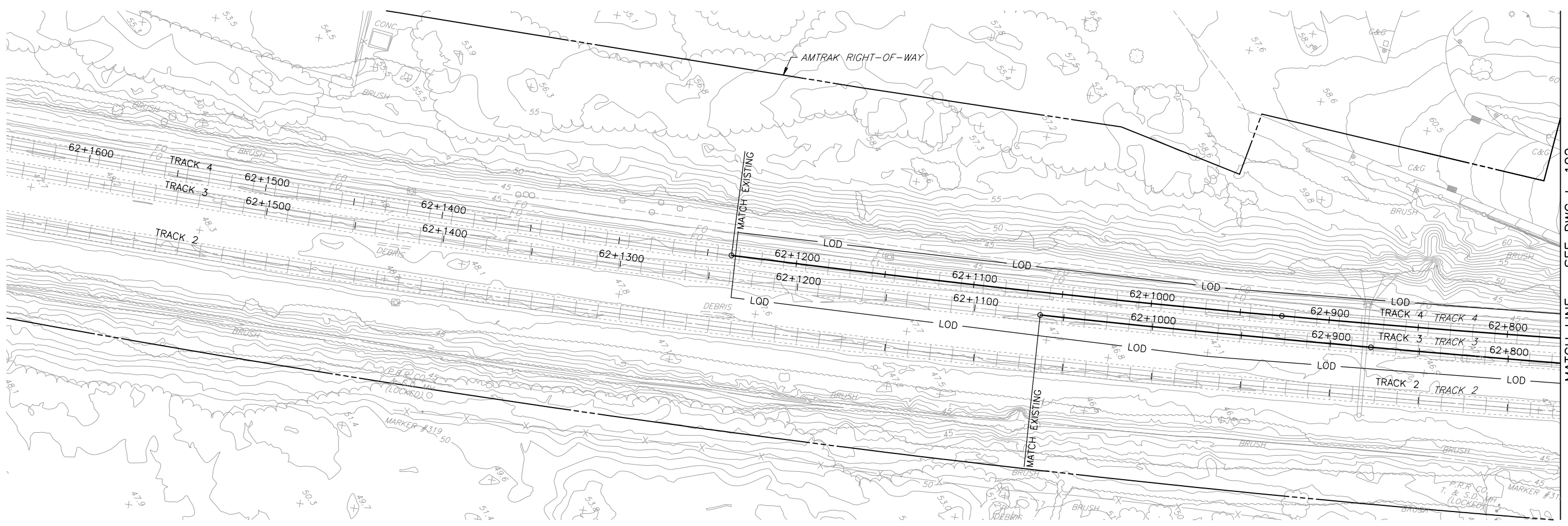
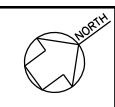
Approved	Date

PRELIMINARY ENGINEERING

HNTB HNTB Corporation
 1650 Arch Street, Suite 1700
 Philadelphia, PA 19103
 215-568-6500

PERRYVILLE/HAVRE DE GRACE, MARYLAND
 SUSQUEHANNA RIVER RAIL BRIDGE PROJECT
 LIMIT OF DISTURBANCE
 COVER SHEET
 Designed DJS Drawn KAM Checked BDH Date 6/8/2016

Job No: 50625
 File Name: 50625-s-rr-cv001
 Sheet No. 1 OF 32
 Orig. No. L-100






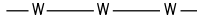
MATCH LINE - SEE DWG L-102

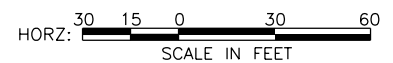
PLAN

NOTE:

1. WORK SHOWN ON SHEETS L-101 TO L-105 AND L-113 TO L-131 IS IDENTICAL FOR ALTERNATIVES 9A AND 9B.

LEGEND

-  EXISTING TRACK
-  PROPOSED TRACK
-  LIMIT OF DISTURBANCE
-  PROPOSED RETAINING WALL



IN PROGRESS

6/8/2016 10:02:11 PM
STANDARD PEN TABLE NO.

No.	Revisions	Date	By



Office of Engineering
Engineering Design
National Railroad Passenger Corporation
30th Street Station, Philadelphia, Pennsylvania 19104

Approved	Date

PRELIMINARY ENGINEERING

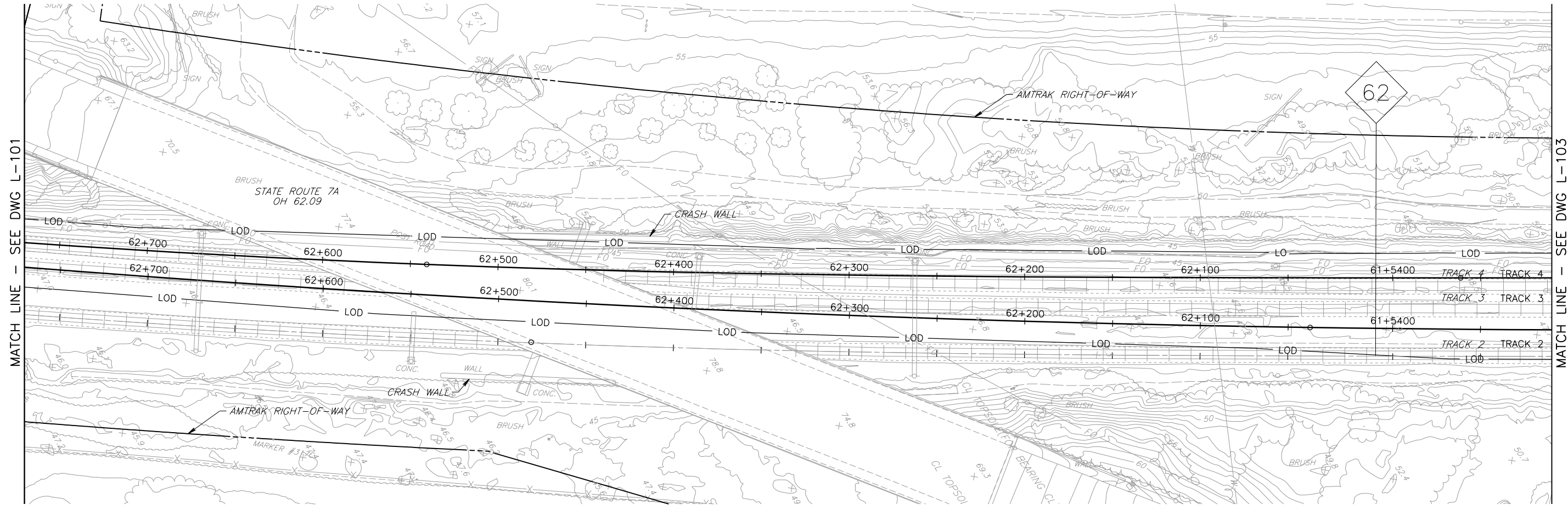


HNTB Corporation
1650 Arch Street, Suite 1700
Philadelphia, PA 19103
215-568-6500

PERRYVILLE/HAVRE DE GRACE, MARYLAND
SUSQUEHANNA RIVER RAIL BRIDGE PROJECT
LIMIT OF DISTURBANCE

PLAN (1 OF 31)
Designed DJS Drawn KAM Checked BDH Date 6/8/2016

Job No:	50625
File Name:	50625-s-rr-tral01
Sheet No.:	2 OF 32
Dwg. No.:	L-101



PLAN

MATCH LINE - SEE DWG L-101

MATCH LINE - SEE DWG L-103

NOTE:

1. WORK SHOWN ON SHEETS L-101 TO L-105 AND L-113 TO L-131 IS IDENTICAL FOR ALTERNATIVES 9A AND 9B.

LEGEND

- EXISTING TRACK
- PROPOSED TRACK
- LIMIT OF DISTURBANCE
- PROPOSED RETAINING WALL



IN PROGRESS

6/8/2016 1:06:29 PM
50625-s-tr-fra102
STANDARD PEN TABLE NO.

No.	Revisions	Date	By



Office of Engineering
Engineering Design
National Railroad Passenger Corporation
30th Street Station, Philadelphia, Pennsylvania 19104

Approved	Date

PRELIMINARY ENGINEERING

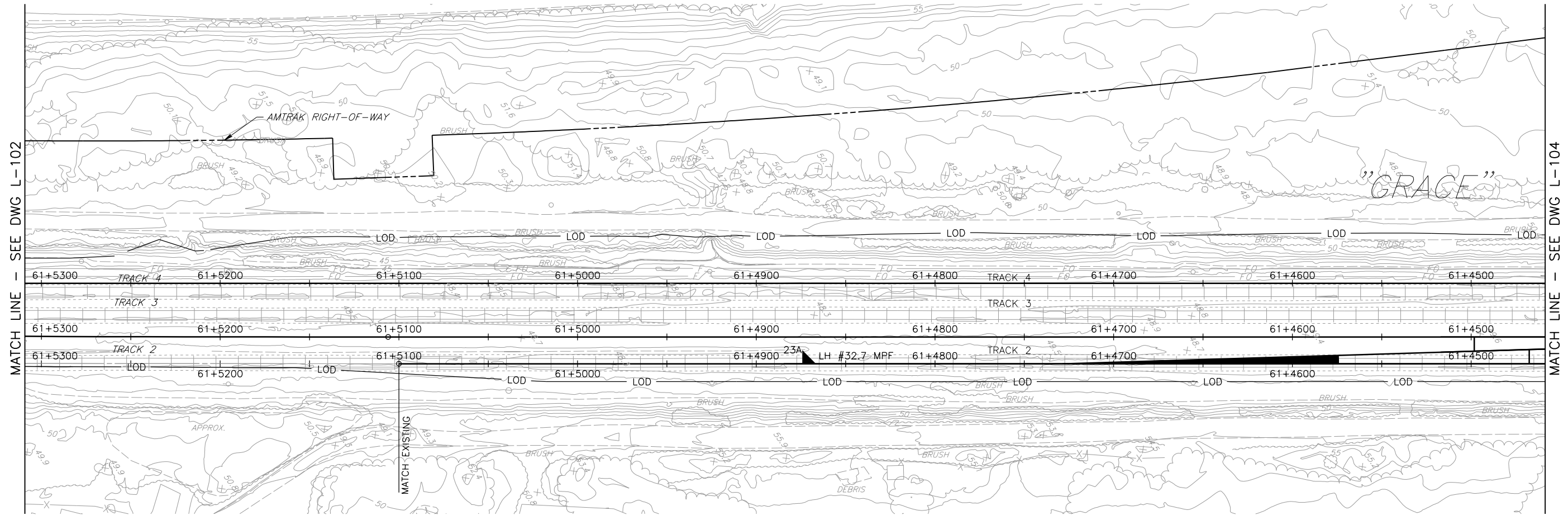
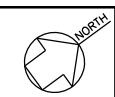


HNTB Corporation
1650 Arch Street, Suite 1700
Philadelphia, PA 19103
215-568-6500

PERRYVILLE/HAVRE DE GRACE, MARYLAND
SUSQUEHANNA RIVER RAIL BRIDGE PROJECT
LIMIT OF DISTURBANCE

PLAN (2 OF 31)
Designed DJS Drawn KAM Checked BDH Date 6/8/2016

Job No:	50625
File Name:	50625-s-tr-fra102
Sheet No.:	3 OF 32
Dwg. No.:	L-102




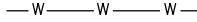


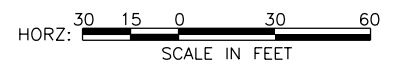
PLAN

NOTE:

1. WORK SHOWN ON SHEETS L-101 TO L-105 AND L-113 TO L-131 IS IDENTICAL FOR ALTERNATIVES 9A AND 9B.

LEGEND

-  EXISTING TRACK
-  PROPOSED TRACK
-  LIMIT OF DISTURBANCE
-  PROPOSED RETAINING WALL



IN PROGRESS

No.	Revisions	Date	By



**Office of Engineering
Engineering Design**
National Railroad Passenger Corporation
30th Street Station, Philadelphia, Pennsylvania 19104

Approved	Date

PRELIMINARY ENGINEERING

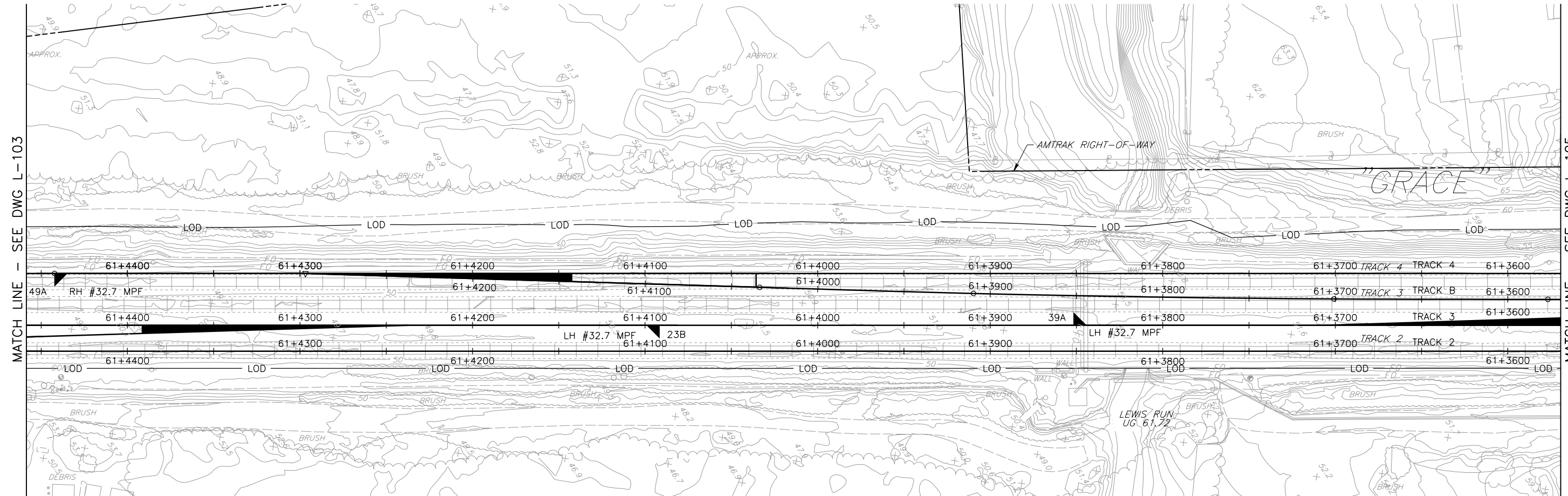


**PERRYVILLE/HAVRE DE GRACE, MARYLAND
SUSQUEHANNA RIVER RAIL BRIDGE PROJECT
LIMIT OF DISTURBANCE**

PLAN (3 OF 31)
Designed: DJS Drawn: KAM Checked: BDH Date: 6/8/2016

Job No:	50625
File Name:	50625-s-rr-fra103
Sheet No.:	4 OF 32
Dwg. No.:	L-103

6/8/2016 10:05:14 PM STANDARD PEN TABLE NO



PLAN

NOTE:

1. WORK SHOWN ON SHEETS L-101 TO L-105 AND L-113 TO L-131 IS IDENTICAL FOR ALTERNATIVES 9A AND 9B.

LEGEND

- EXISTING TRACK
- PROPOSED TRACK
- LIMIT OF DISTURBANCE
- PROPOSED RETAINING WALL



IN PROGRESS

6/8/2016 1:06:29 PM
STANDARD PEN TABLE NO.

No.	Revisions	Date	By



**Office of Engineering
Engineering Design**
National Railroad Passenger Corporation
30th Street Station, Philadelphia, Pennsylvania 19104

Approved	Date

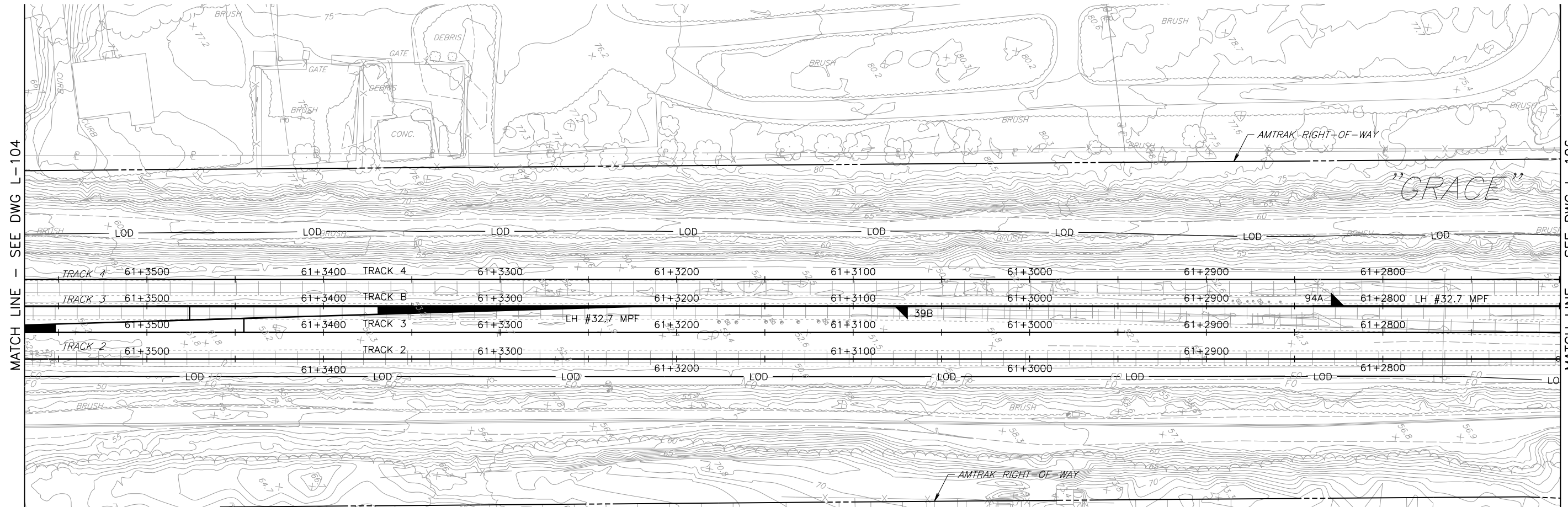
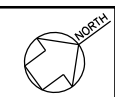
PRELIMINARY ENGINEERING



**PERRYVILLE/HAVRE DE GRACE, MARYLAND
SUSQUEHANNA RIVER RAIL BRIDGE PROJECT
LIMIT OF DISTURBANCE**

PLAN (4 OF 31)
Designed DJS Drawn KAM Checked BDH Date 6/8/2016

Job No:	50625
File Name:	50625-s-tr-104
Sheet No.:	5 OF 32
Dwg. No.:	L-104



MATCH LINE - SEE DWG L-104

MATCH LINE - SEE DWG L-106

PLAN

NOTE:

1. WORK SHOWN ON SHEETS L-101 TO L-105 AND L-113 TO L-131 IS IDENTICAL FOR ALTERNATIVES 9A AND 9B.

LEGEND

- EXISTING TRACK
- PROPOSED TRACK
- LIMIT OF DISTURBANCE
- PROPOSED RETAINING WALL



IN PROGRESS

6/8/2016 10:04:44 PM
STANDARD PEN TABLE NO.

No.	Revisions	Date	By



**Office of Engineering
Engineering Design**
National Railroad Passenger Corporation
30th Street Station, Philadelphia, Pennsylvania 19104

Approved	Date

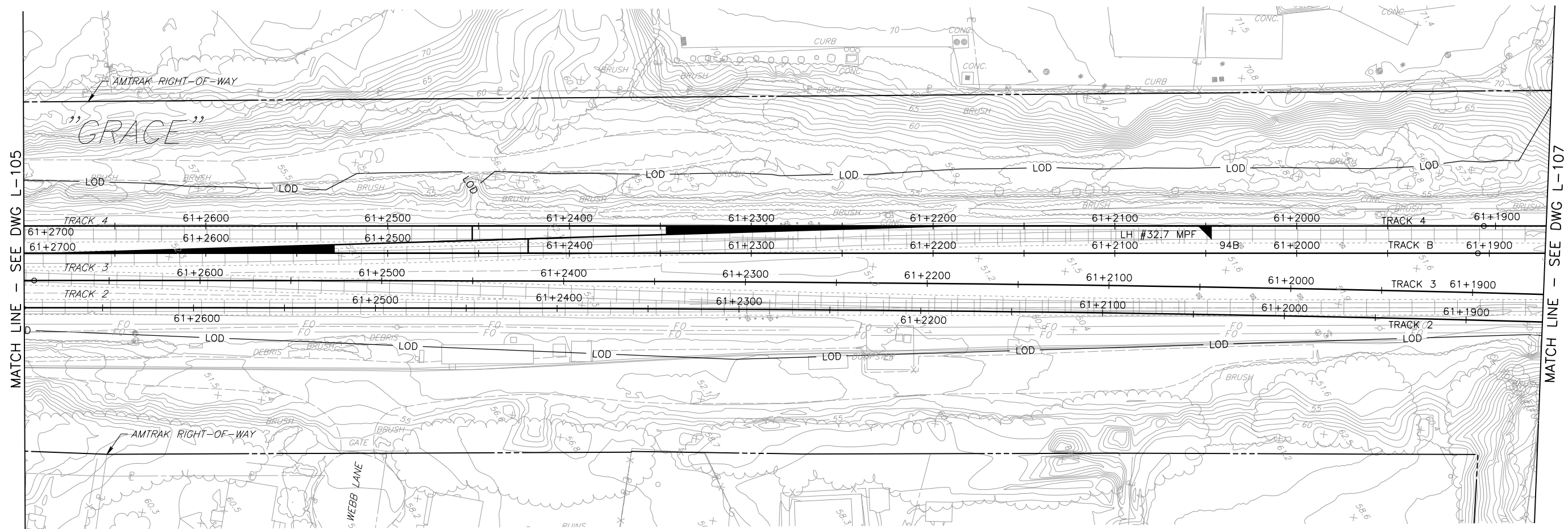
PRELIMINARY ENGINEERING



**PERRYVILLE/HAVRE DE GRACE, MARYLAND
SUSQUEHANNA RIVER RAIL BRIDGE PROJECT
LIMIT OF DISTURBANCE**

PLAN (5 OF 31)
Designed DJS Drawn KAM Checked BDH Date 6/8/2016

Job No:	50625
File Name:	50625-s-tr-105
Sheet No.:	6 OF 32
Dwg. No.:	L-105



MATCH LINE - SEE DWG L-105

MATCH LINE - SEE DWG L-107

PLAN

NOTE:

1. WORK SHOWN FOR ALTERNATIVE 9B. FOR 9A SEE L-106A TO L-112A.

LEGEND

- EXISTING TRACK
- PROPOSED TRACK
- LIMIT OF DISTURBANCE
- PROPOSED RETAINING WALL



IN PROGRESS

No.	Revisions	Date	By



**Office of Engineering
Engineering Design**
National Railroad Passenger Corporation
30th Street Station, Philadelphia, Pennsylvania 19104

Approved	Date

PRELIMINARY ENGINEERING

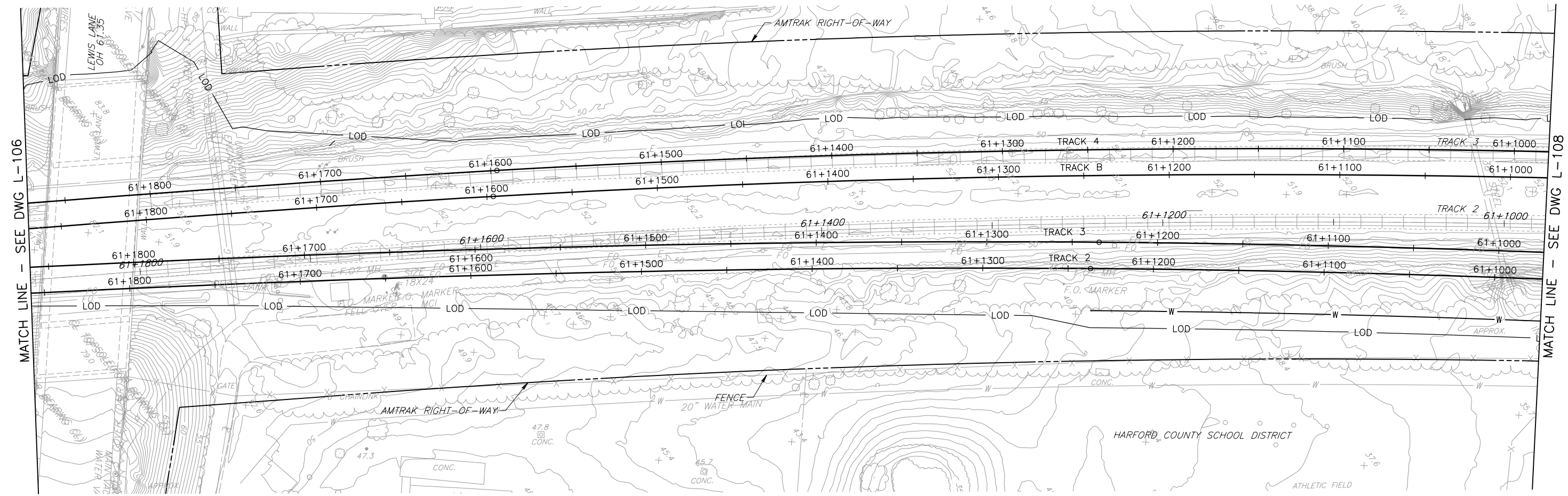


**PERRYVILLE/HAVRE DE GRACE, MARYLAND
SUSQUEHANNA RIVER RAIL BRIDGE PROJECT
LIMIT OF DISTURBANCE**

PLAN (6 OF 31)
Designed DJS Drawn KAM Checked BDH Date 6/8/2016

Job No:	50625
File Name:	50625-s-tr-106
Sheet No.:	7 OF 32
Dwg. No.:	L-106

6/8/2016 10:05:11 PM
STANDARD PEN TABLE NO



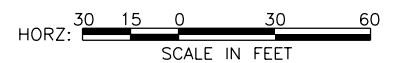
PLAN

NOTE:

- 1. WORK SHOWN FOR ALTERNATIVE 9B. FOR 9A SEE L-106A TO L-112A.

LEGEND

- EXISTING TRACK
- PROPOSED TRACK
- LIMIT OF DISTURBANCE
- PROPOSED RETAINING WALL



IN PROGRESS

6/8/2016 1:05:06 PM
50625-RR-107
STANDARD PEN TABLE NO.

No.	Revisions	Date	By



Office of Engineering
Engineering Design
National Railroad Passenger Corporation
30th Street Station, Philadelphia, Pennsylvania 19104

Approved	Date

PRELIMINARY ENGINEERING



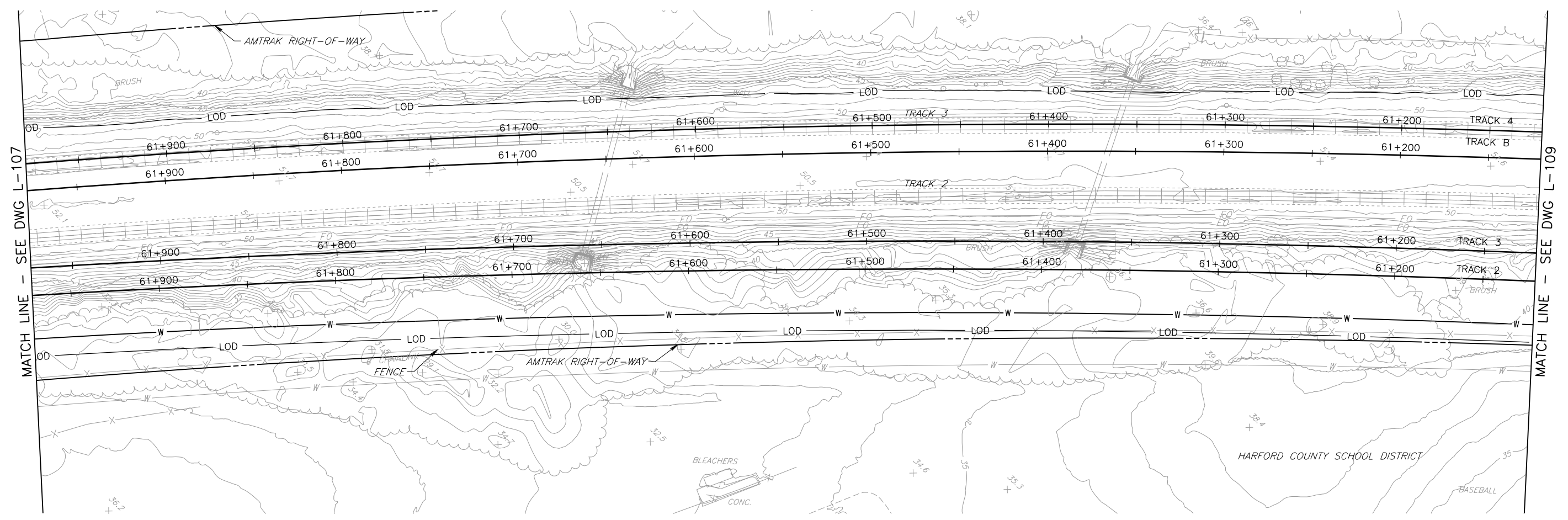
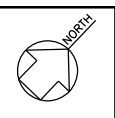
HNTB Corporation
1650 Arch Street, Suite 1700
Philadelphia, PA 19103
215-568-6500

PERRYVILLE/HAVRE DE GRACE, MARYLAND
SUSQUEHANNA RIVER RAIL BRIDGE PROJECT
LIMIT OF DISTURBANCE

Designed	DJS	Drawn	KAM	Checked	BDH	Date	6/8/2016
----------	-----	-------	-----	---------	-----	------	----------

Job No:	50625
File Name:	50625-s-rr-107
Sheet No.	8 OF 32
Dwg. No.	L-107

PLAN (7 OF 31)



PLAN

NOTE:

1. WORK SHOWN FOR ALTERNATIVE 9B.
FOR 9A SEE L-106A TO L-112A.

LEGEND

- EXISTING TRACK
- PROPOSED TRACK
- LOD LOD
- W W W



IN PROGRESS

6/8/2016 4:07:01 PM
STANDARD PEN TABLE NO.

No.	Revisions	Date	By



**Office of Engineering
Engineering Design**
National Railroad Passenger Corporation
30th Street Station, Philadelphia, Pennsylvania 19104

Approved	Date

PRELIMINARY ENGINEERING




**PERRYVILLE/HAVRE DE GRACE, MARYLAND
SUSQUEHANNA RIVER RAIL BRIDGE PROJECT
LIMIT OF DISTURBANCE**

Designed	DJS	Drawn	KAM	Checked	BDH	Date	6/8/2016
----------	-----	-------	-----	---------	-----	------	----------

Job No:	50625
File Name:	50625-s-tr-108
Sheet No.	9 OF 32
Dwg. No.	L-108

PLAN (8 OF 31)



PLAN

NOTE:

1. WORK SHOWN FOR ALTERNATIVE 9B. FOR 9A SEE L-106A TO L-112A.

LEGEND

- EXISTING TRACK
- PROPOSED TRACK
- LIMIT OF DISTURBANCE
- PROPOSED RETAINING WALL



IN PROGRESS

6/8/2016 4:07:08 PM
 STANDARD PEN TABLE NO.

No.	Revisions	Date	By



**Office of Engineering
 Engineering Design**
 National Railroad Passenger Corporation
 30th Street Station, Philadelphia, Pennsylvania 19104

Approved	Date

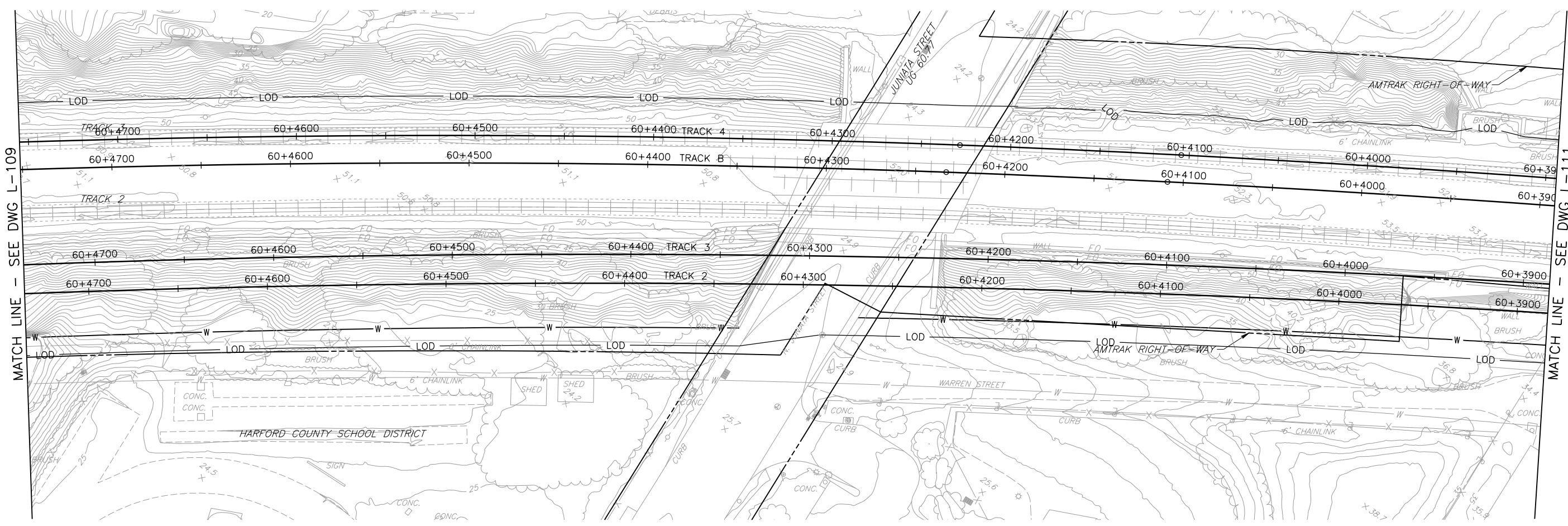
PRELIMINARY ENGINEERING



**PERRYVILLE/HAVRE DE GRACE, MARYLAND
 SUSQUEHANNA RIVER RAIL BRIDGE PROJECT
 LIMIT OF DISTURBANCE**

Designed	DJS	Drawn	KAM	Checked	BDH	Date	6/8/2016
----------	-----	-------	-----	---------	-----	------	----------

Job No:	50625
File Name:	50625-s-rr-109
Sheet No.:	10 OF 32
Dwg. No.:	L-109



MATCH LINE - SEE DWG L-109

MATCH LINE - SEE DWG L-111

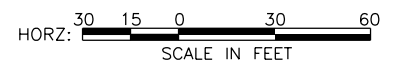
PLAN

NOTE:

- 1. WORK SHOWN FOR ALTERNATIVE 9B. FOR 9A SEE L-106A TO L-112A.

LEGEND

- EXISTING TRACK
- PROPOSED TRACK
- LIMIT OF DISTURBANCE
- PROPOSED RETAINING WALL



IN PROGRESS

6/8/2016 4:07:12 PM
STANDARD PEN TABLE NO

No.	Revisions	Date	By



Office of Engineering
Engineering Design
National Railroad Passenger Corporation
30th Street Station, Philadelphia, Pennsylvania 19104

Approved	Date

PRELIMINARY ENGINEERING

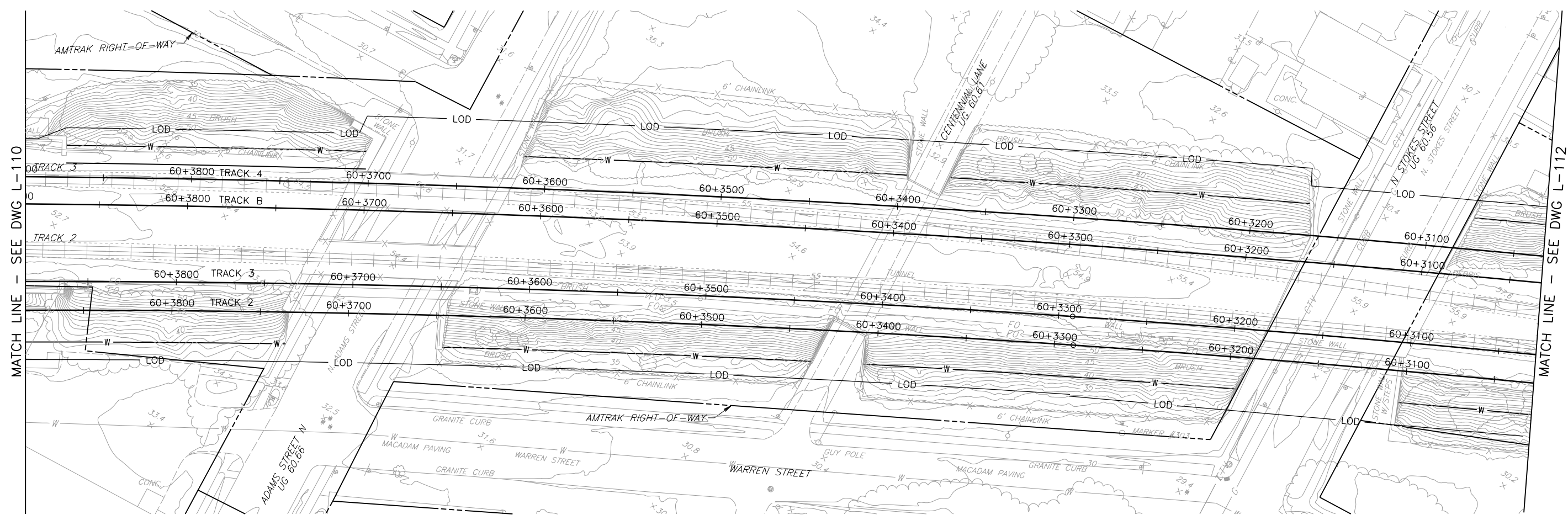


PERRYVILLE/HAVRE DE GRACE, MARYLAND
SUSQUEHANNA RIVER RAIL BRIDGE PROJECT
LIMIT OF DISTURBANCE

Designed	DJS	Drawn	KAM	Checked	BDH	Date	6/8/2016
----------	-----	-------	-----	---------	-----	------	----------

Job No:	50625
File Name:	50625-s-tr-10110
Sheet No.	11 OF 32
Dwg. No.	L-110

PLAN (10 OF 31)



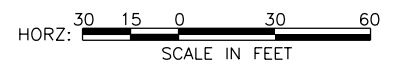
PLAN

NOTE:

- 1. WORK SHOWN FOR ALTERNATIVE 9B. FOR 9A SEE L-106A TO L-112A.

LEGEND

- EXISTING TRACK
- PROPOSED TRACK
- LIMIT OF DISTURBANCE
- PROPOSED RETAINING WALL



IN PROGRESS

No.	Revisions	Date	By



Office of Engineering
Engineering Design
National Railroad Passenger Corporation
30th Street Station, Philadelphia, Pennsylvania 19104

Approved	Date



PERRYVILLE/HAVRE DE GRACE, MARYLAND
SUSQUEHANNA RIVER RAIL BRIDGE PROJECT
LIMIT OF DISTURBANCE
PLAN (11 OF 31)
Designed DJS Drawn KAM Checked BDH Date 6/8/2016

Job No:	50625
File Name:	50625-s-rr-tr111
Sheet No.:	12 OF 32
Dwg. No.:	L-111

6/8/2016 4:07:18 PM STANDARD PEN TABLE NO

PRELIMINARY ENGINEERING



MATCH LINE - SEE DWG L-111

MATCH LINE - SEE DWG L-113

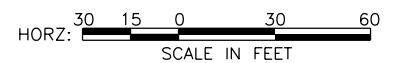
PLAN

NOTE:

1. WORK SHOWN FOR ALTERNATIVE 9B.
FOR 9A SEE L-106A TO L-112A.

LEGEND

- EXISTING TRACK
- PROPOSED TRACK
- LIMIT OF DISTURBANCE
- PROPOSED RETAINING WALL



IN PROGRESS

6/8/2016 4:07:25 PM
STANDARD PEN TABLE NO

No.	Revisions	Date	By



**Office of Engineering
Engineering Design**
National Railroad Passenger Corporation
30th Street Station, Philadelphia, Pennsylvania 19104

Approved	Date

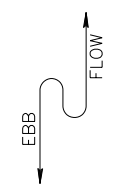
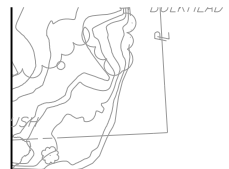
PRELIMINARY ENGINEERING



**PERRYVILLE/HAVRE DE GRACE, MARYLAND
SUSQUEHANNA RIVER RAIL BRIDGE PROJECT
LIMIT OF DISTURBANCE**

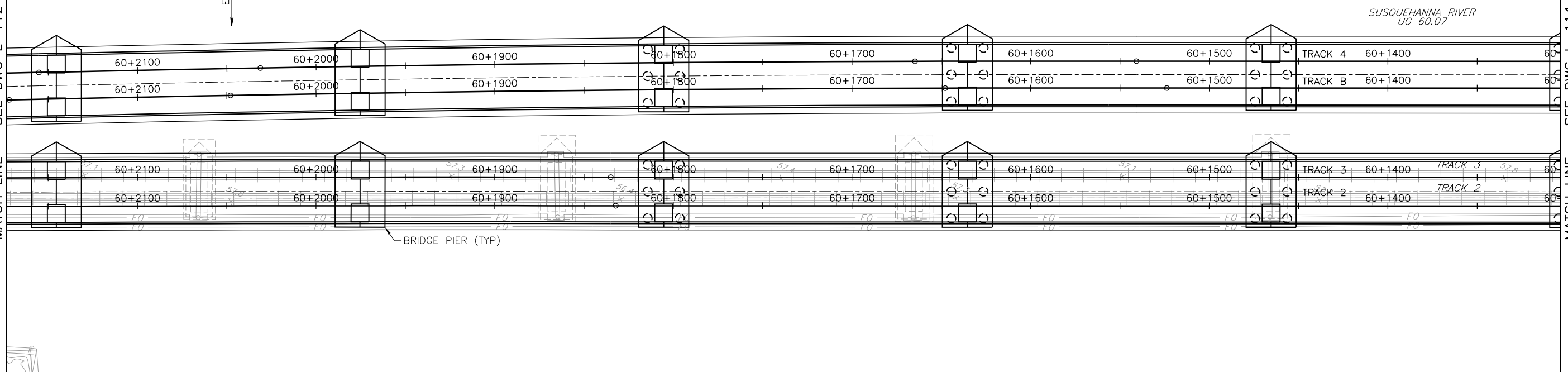
PLAN (12 OF 31)
Designed DJS Drawn KAM Checked BDH Date 6/8/2016

Job No:	50625
File Name:	50625-s-tr-10112
Sheet No.:	13 OF 32
Dwg. No.:	L-112



MATCH LINE - SEE DWG L-112

MATCH LINE - SEE DWG L-114



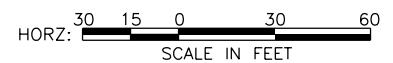
PLAN

NOTE:

- 1. WORK SHOWN ON SHEETS L-101 TO L-105 AND L-113 TO L-131 IS IDENTICAL FOR ALTERNATIVES 9A AND 9B.

LEGEND

- EXISTING TRACK
- PROPOSED TRACK
- LIMIT OF DISTURBANCE
- PROPOSED RETAINING WALL



IN PROGRESS

6/8/2016 4:07:30 PM
STANDARD PEN TABLE NO.

No.	Revisions	Date	By



Office of Engineering
Engineering Design
National Railroad Passenger Corporation
30th Street Station, Philadelphia, Pennsylvania 19104

Approved	Date

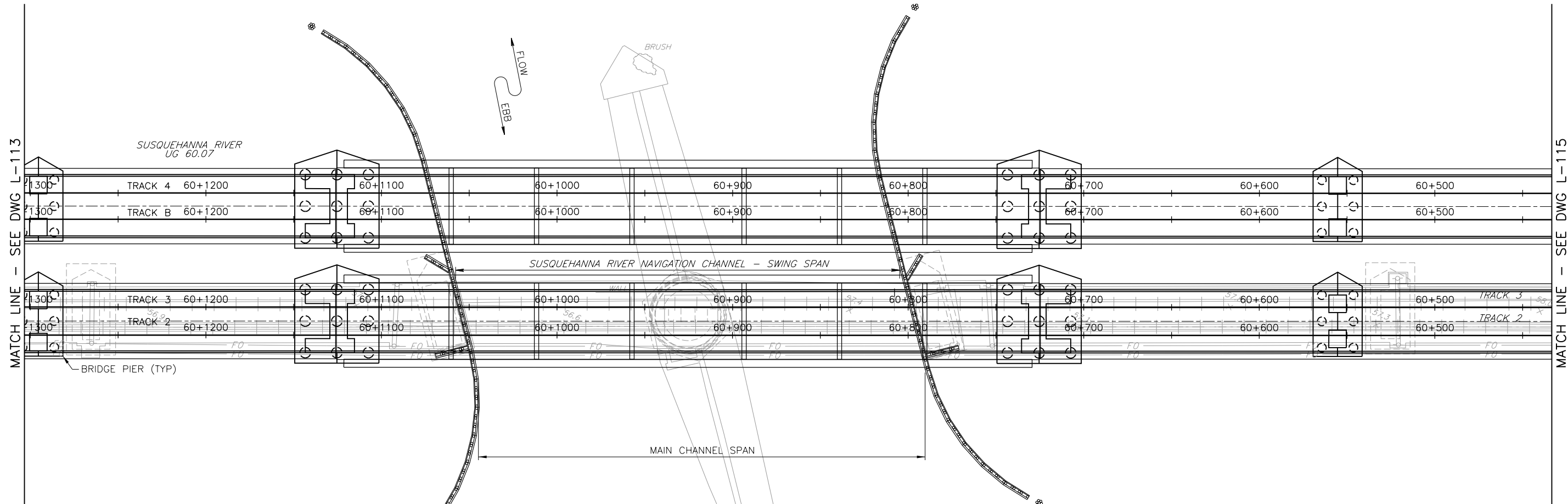
PRELIMINARY ENGINEERING



PERRYVILLE/HAVRE DE GRACE, MARYLAND
SUSQUEHANNA RIVER RAIL BRIDGE PROJECT
LIMIT OF DISTURBANCE
PLAN (13 OF 31)

Designed	DJS	Drawn	KAM	Checked	BDH	Date	6/8/2016
----------	-----	-------	-----	---------	-----	------	----------

Job No:	50625
File Name:	50625-s-rr-fra113
Sheet No.	14 OF 32
Dwg. No.	L-113

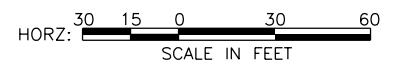


NOTE:

1. WORK SHOWN ON SHEETS L-101 TO L-105 AND L-113 TO L-131 IS IDENTICAL FOR ALTERNATIVES 9A AND 9B.

LEGEND

- EXISTING TRACK
- PROPOSED TRACK
- LIMIT OF DISTURBANCE
- PROPOSED RETAINING WALL



IN PROGRESS

6/8/2016 4:07:35 PM STANDARD PEN TABLE NO.

No.	Revisions	Date	By



**Office of Engineering
Engineering Design**
National Railroad Passenger Corporation
30th Street Station, Philadelphia, Pennsylvania 19104

Approved	Date

PRELIMINARY ENGINEERING

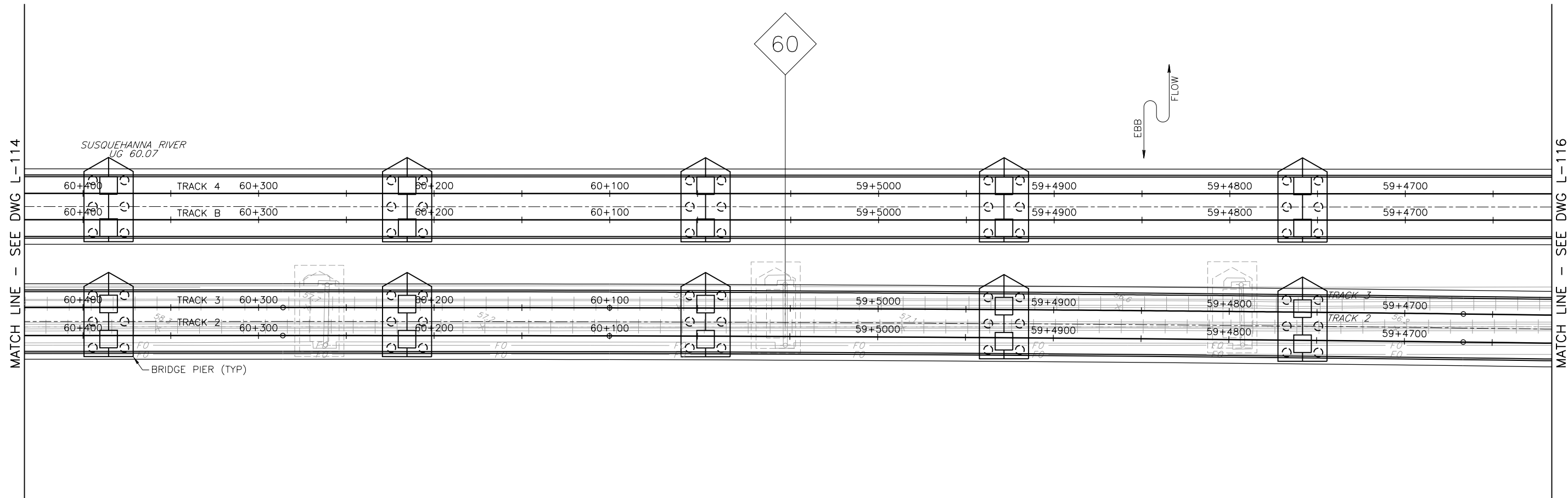


HNTB Corporation
1650 Arch Street, Suite 1700
Philadelphia, PA 19103
215-568-6500

**PERRYVILLE/HAVRE DE GRACE, MARYLAND
SUSQUEHANNA RIVER RAIL BRIDGE PROJECT
LIMIT OF DISTURBANCE**

PLAN (14 OF 31)
Designed DJS Drawn KAM Checked BDH Date 6/8/2016

Job No:	50625
File Name:	50625-s-rr-fra114
Sheet No.:	15 OF 32
Dwg. No.:	L-114



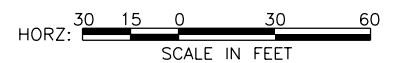
PLAN

NOTE:

1. WORK SHOWN ON SHEETS L-101 TO L-105 AND L-113 TO L-131 IS IDENTICAL FOR ALTERNATIVES 9A AND 9B.

LEGEND

- EXISTING TRACK
- PROPOSED TRACK
- LIMIT OF DISTURBANCE
- PROPOSED RETAINING WALL



IN PROGRESS

6/8/2016 4:07:40 PM
STANDARD PEN TABLE NO.

No.	Revisions	Date	By



Office of Engineering
Engineering Design
National Railroad Passenger Corporation
30th Street Station, Philadelphia, Pennsylvania 19104

Approved	Date

PRELIMINARY ENGINEERING

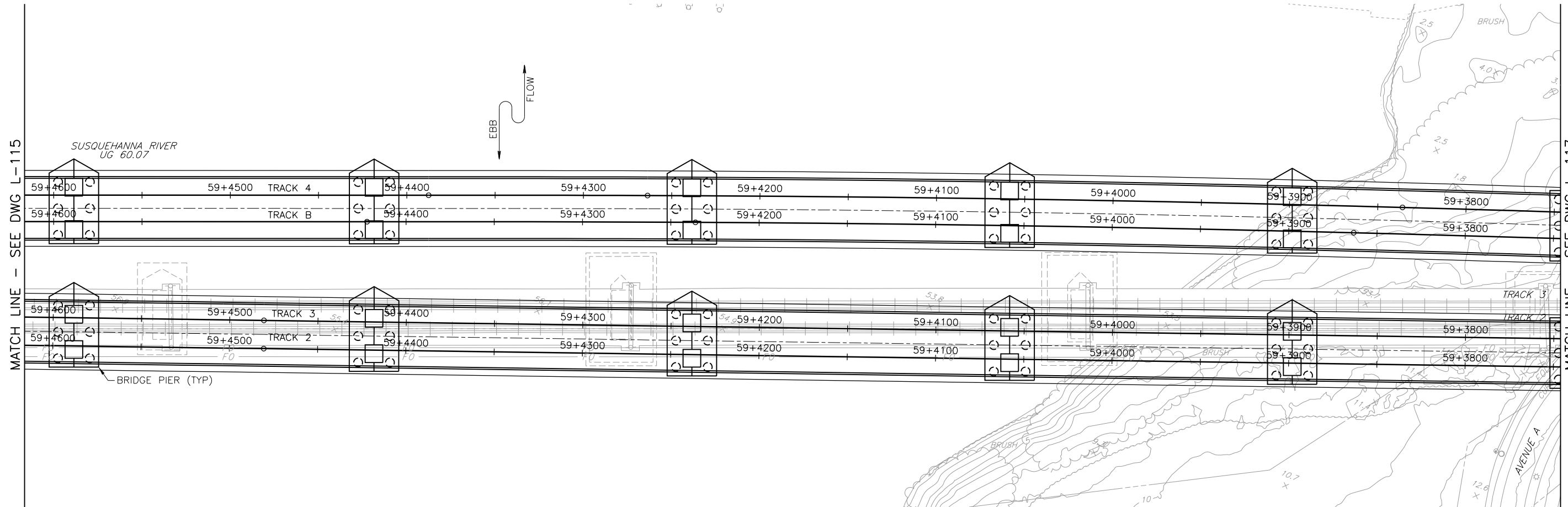


HNTB Corporation
1650 Arch Street, Suite 1700
Philadelphia, PA 19103
215-568-6500

PERRYVILLE/HAVRE DE GRACE, MARYLAND
SUSQUEHANNA RIVER RAIL BRIDGE PROJECT
LIMIT OF DISTURBANCE

PLAN (15 OF 31)
Designed DJS Drawn KAM Checked BDH Date 6/8/2016

Job No:	50625
File Name:	50625-s-rr-fra115
Sheet No.	16 OF 32
Dwg. No.	L-115



PLAN

NOTE:

1. WORK SHOWN ON SHEETS L-101 TO L-105 AND L-113 TO L-131 IS IDENTICAL FOR ALTERNATIVES 9A AND 9B.

LEGEND

- EXISTING TRACK
- PROPOSED TRACK
- LIMIT OF DISTURBANCE
- PROPOSED RETAINING WALL



IN PROGRESS

6/8/2016 4:07:46 PM
STANDARD PEN TABLE NO.

No.	Revisions	Date	By



Office of Engineering
Engineering Design
National Railroad Passenger Corporation
30th Street Station, Philadelphia, Pennsylvania 19104

Approved	Date

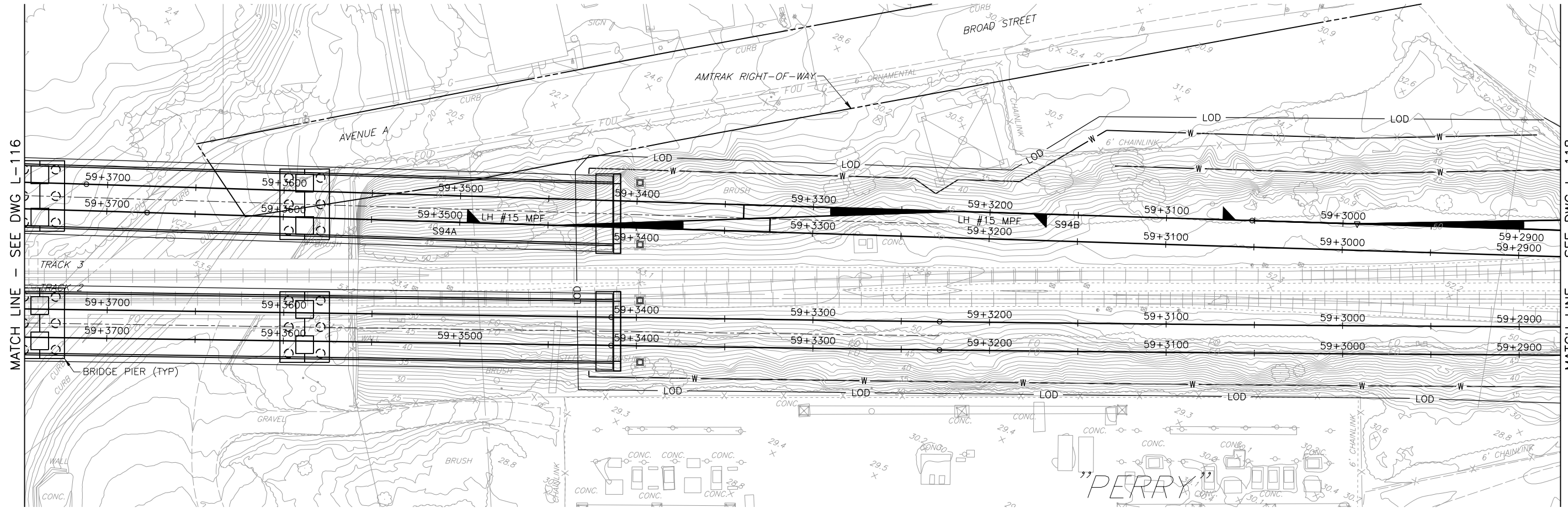
PRELIMINARY ENGINEERING



PERRYVILLE/HAVRE DE GRACE, MARYLAND
SUSQUEHANNA RIVER RAIL BRIDGE PROJECT
LIMIT OF DISTURBANCE
PLAN (16 OF 31)

Designed	DJS	Drawn	KAM	Checked	BDH	Date	6/8/2016
----------	-----	-------	-----	---------	-----	------	----------

Job No:	50625
File Name:	50625-s-rr-fra116
Sheet No.	17 OF 32
Dwg. No.	L-116



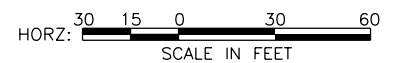
PLAN

NOTE:

1. WORK SHOWN ON SHEETS L-101 TO L-105 AND L-113 TO L-131 IS IDENTICAL FOR ALTERNATIVES 9A AND 9B.

LEGEND

- EXISTING TRACK
- PROPOSED TRACK
- LIMIT OF DISTURBANCE
- PROPOSED RETAINING WALL



IN PROGRESS

No.	Revisions	Date	By



Office of Engineering
Engineering Design
National Railroad Passenger Corporation
30th Street Station, Philadelphia, Pennsylvania 19104

Approved	Date



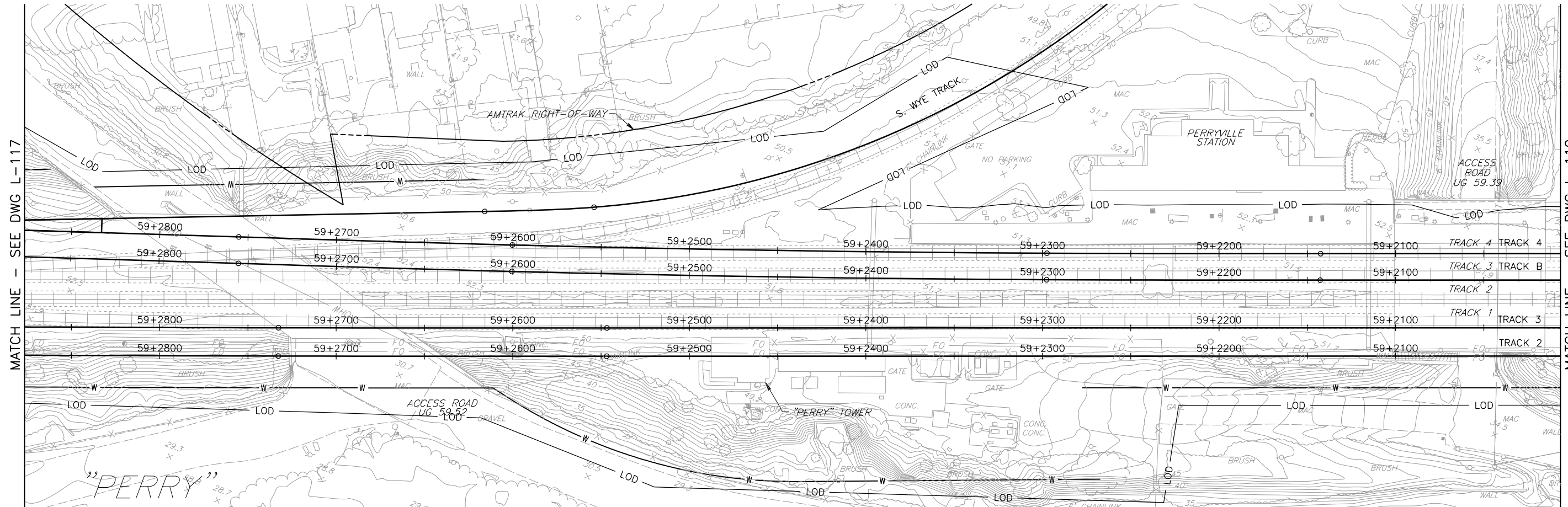
PERRYVILLE/HAVRE DE GRACE, MARYLAND
SUSQUEHANNA RIVER RAIL BRIDGE PROJECT
LIMIT OF DISTURBANCE
PLAN (17 OF 31)

Designed	DJS	Drawn	KAM	Checked	BDH	Date	6/8/2016
----------	-----	-------	-----	---------	-----	------	----------

Job No:	50625
File Name:	50625-s-tr-17a117
Sheet No.	18 OF 32
Dwg. No.	L-117

6/8/2016 4:07:51 PM
 STANDARD PEN TABLE NO

PRELIMINARY ENGINEERING



MATCH LINE - SEE DWG L-117

MATCH LINE - SEE DWG L-119

PLAN

NOTE:

1. WORK SHOWN ON SHEETS L-101 TO L-105 AND L-113 TO L-131 IS IDENTICAL FOR ALTERNATIVES 9A AND 9B.

LEGEND

- EXISTING TRACK
- PROPOSED TRACK
- LIMIT OF DISTURBANCE
- PROPOSED RETAINING WALL



IN PROGRESS

6/8/2016 4:07:56 PM
STANDARD PEN TABLE NO.

No.	Revisions	Date	By



**Office of Engineering
Engineering Design**
National Railroad Passenger Corporation
30th Street Station, Philadelphia, Pennsylvania 19104

Approved	Date

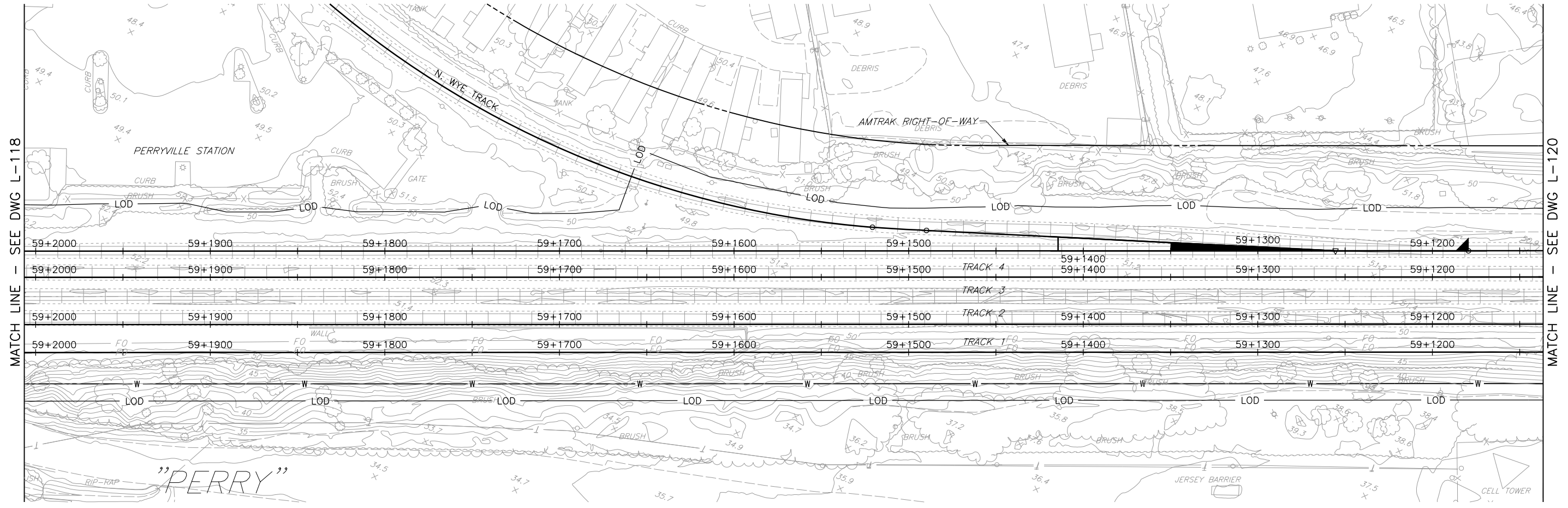
PRELIMINARY ENGINEERING



**PERRYVILLE/HAVRE DE GRACE, MARYLAND
SUSQUEHANNA RIVER RAIL BRIDGE PROJECT
LIMIT OF DISTURBANCE**

PLAN (18 OF 31)
Designed: DJS Drawn: KAM Checked: BDH Date: 6/8/2016

Job No:	50625
File Name:	50625-s-tr-18
Sheet No.:	19 OF 32
Dwg. No.:	L-118



PLAN

NOTE:

1. WORK SHOWN ON SHEETS L-101 TO L-105 AND L-113 TO L-131 IS IDENTICAL FOR ALTERNATIVES 9A AND 9B.

LEGEND

- EXISTING TRACK
- PROPOSED TRACK
- LIMIT OF DISTURBANCE
- PROPOSED RETAINING WALL



IN PROGRESS

6/8/2016 4:08:02 PM
50625-s-rr-fra119
STANDARD PEN TABLE NO.

No.	Revisions	Date	By



**Office of Engineering
Engineering Design**
National Railroad Passenger Corporation
30th Street Station, Philadelphia, Pennsylvania 19104

Approved	Date

PRELIMINARY ENGINEERING

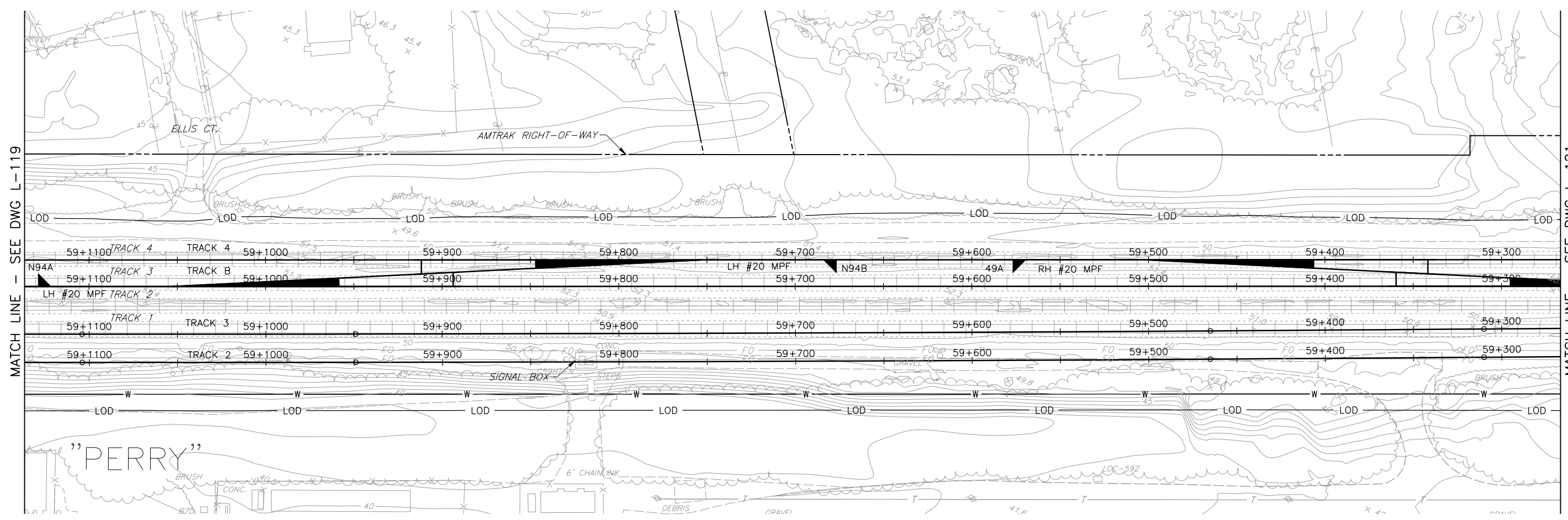


HNTB Corporation
1650 Arch Street, Suite 1700
Philadelphia, PA 19103
215-568-6500

**PERRYVILLE/HAVRE DE GRACE, MARYLAND
SUSQUEHANNA RIVER RAIL BRIDGE PROJECT
LIMIT OF DISTURBANCE**

PLAN (19 OF 31)
Designed DJS Drawn KAM Checked BDH Date 6/8/2016

Job No:	50625
File Name:	50625-s-rr-fra119
Sheet No.:	20 OF 32
Dwg. No.:	L-119



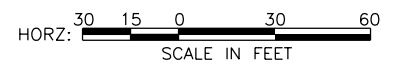
PLAN

NOTE:

- 1. WORK SHOWN ON SHEETS L-101 TO L-105 AND L-113 TO L-131 IS IDENTICAL FOR ALTERNATIVES 9A AND 9B.

LEGEND

- EXISTING TRACK
- PROPOSED TRACK
- LIMIT OF DISTURBANCE
- PROPOSED RETAINING WALL



IN PROGRESS

6/8/2016 4:08:07 PM
STANDARD PEN TABLE NO.

No.	Revisions	Date	By



**Office of Engineering
Engineering Design**
National Railroad Passenger Corporation
30th Street Station, Philadelphia, Pennsylvania 19104

Approved	Date

PRELIMINARY ENGINEERING

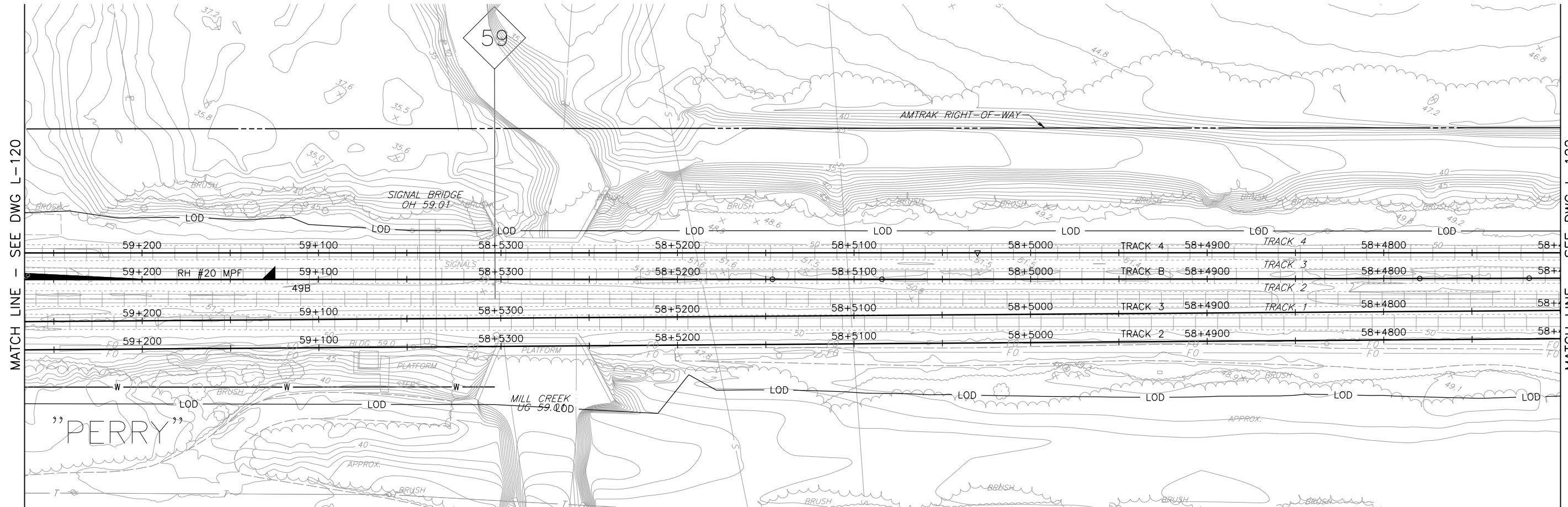


HNTB Corporation
1650 Arch Street, Suite 1700
Philadelphia, PA 19103
215-568-6500

**PERRYVILLE/HAVRE DE GRACE, MARYLAND
SUSQUEHANNA RIVER RAIL BRIDGE PROJECT
LIMIT OF DISTURBANCE**

PLAN (20 OF 31)
Designed DJS Drawn KAM Checked BDH Date 6/8/2016

Job No:	50625
File Name:	50625-s-rr-fra120
Sheet No.:	21 OF 32
Dwg. No.:	L-120



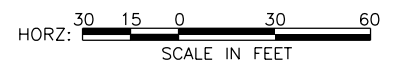
PLAN

NOTE:

1. WORK SHOWN ON SHEETS L-101 TO L-105 AND L-113 TO L-131 IS IDENTICAL FOR ALTERNATIVES 9A AND 9B.

LEGEND

- EXISTING TRACK
- PROPOSED TRACK
- LIMIT OF DISTURBANCE
- PROPOSED RETAINING WALL



IN PROGRESS

6/8/2016 4:08:12 PM STANDARD PEN TABLE NO.

No.	Revisions	Date	By



**Office of Engineering
Engineering Design**
National Railroad Passenger Corporation
30th Street Station, Philadelphia, Pennsylvania 19104

Approved	Date

PRELIMINARY ENGINEERING




HNTB Corporation
1650 Arch Street, Suite 1700
Philadelphia, PA 19103
215-568-6500

**PERRYVILLE/HAVRE DE GRACE, MARYLAND
SUSQUEHANNA RIVER RAIL BRIDGE PROJECT
LIMIT OF DISTURBANCE**

PLAN (21 OF 31)
Designed DJS Drawn KAM Checked BDH Date 6/8/2016

Job No:	50625
File Name:	50625-s-rr-10121
Sheet No.	22 OF 32
Dwg. No.	L-121



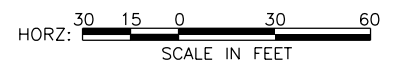
PLAN

NOTE:

1. WORK SHOWN ON SHEETS L-101 TO L-105 AND L-113 TO L-131 IS IDENTICAL FOR ALTERNATIVES 9A AND 9B.

LEGEND

- EXISTING TRACK
- PROPOSED TRACK
- LIMIT OF DISTURBANCE
- PROPOSED RETAINING WALL



IN PROGRESS

6/8/2016 4:08:18 PM STANDARD PEN TABLE NO.

No.	Revisions	Date	By



**Office of Engineering
Engineering Design**
National Railroad Passenger Corporation
30th Street Station, Philadelphia, Pennsylvania 19104

Approved	Date

PRELIMINARY ENGINEERING

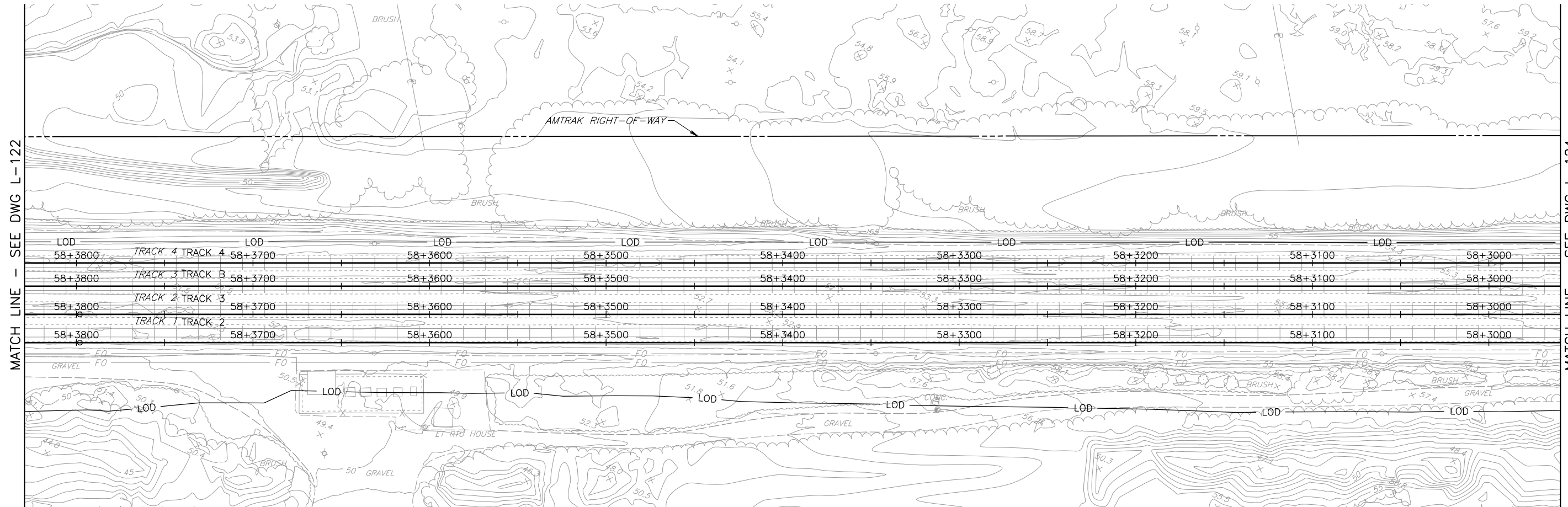


HNTB Corporation
1650 Arch Street, Suite 1700
Philadelphia, PA 19103
215-568-6500

**PERRYVILLE/HAVRE DE GRACE, MARYLAND
SUSQUEHANNA RIVER RAIL BRIDGE PROJECT
LIMIT OF DISTURBANCE**

PLAN (22 OF 31)
Designed DJS Drawn KAM Checked BDH Date 6/8/2016

Job No:	50625
File Name:	50625-s-rr-fra122
Sheet No.	23 OF 32
Dwg. No.	L-122




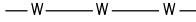


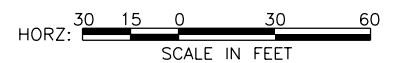
PLAN

NOTE:

1. WORK SHOWN ON SHEETS L-101 TO L-105 AND L-113 TO L-131 IS IDENTICAL FOR ALTERNATIVES 9A AND 9B.

LEGEND

-  EXISTING TRACK
-  PROPOSED TRACK
-  LIMIT OF DISTURBANCE
-  PROPOSED RETAINING WALL



IN PROGRESS

6/8/2016 4:08:23 PM
50625-s-tr-fra123
STANDARD PEN TABLE NO.

No.	Revisions	Date	By



**Office of Engineering
Engineering Design**
National Railroad Passenger Corporation
30th Street Station, Philadelphia, Pennsylvania 19104

Approved	Date

PRELIMINARY ENGINEERING

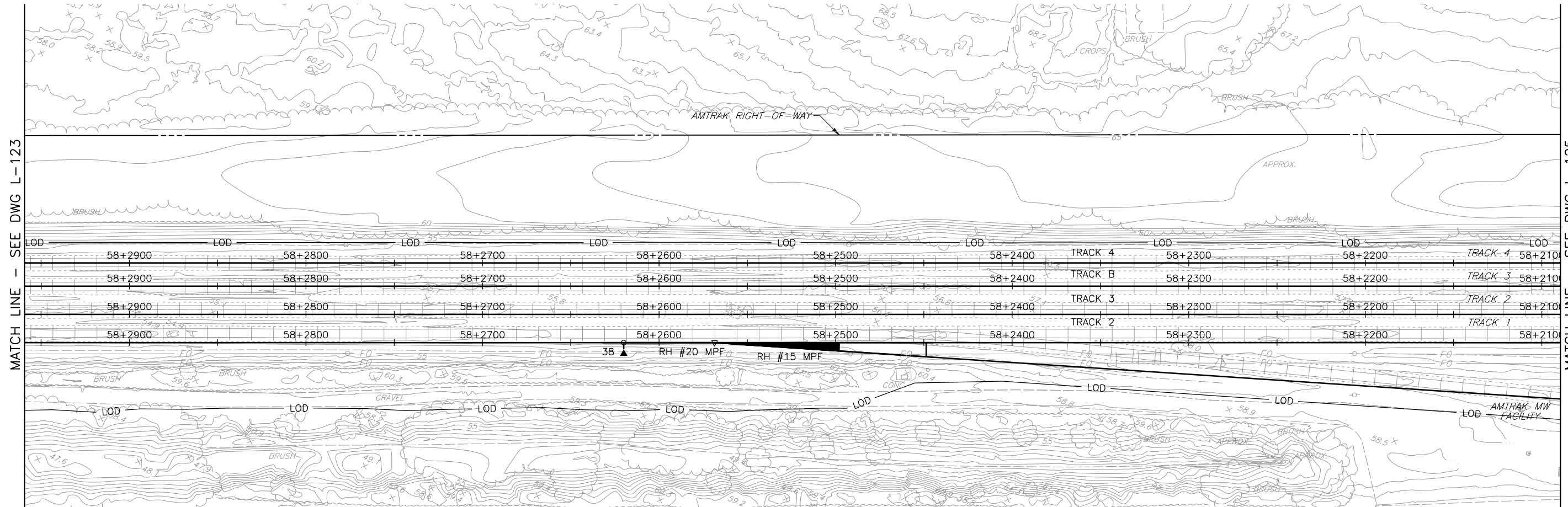


HNTB Corporation
1650 Arch Street, Suite 1700
Philadelphia, PA 19103
215-568-6500

**PERRYVILLE/HAVRE DE GRACE, MARYLAND
SUSQUEHANNA RIVER RAIL BRIDGE PROJECT
LIMIT OF DISTURBANCE**

PLAN (23 OF 31)
Designed DJS Drawn KAM Checked BDH Date 6/8/2016

Job No:	50625
File Name:	50625-s-tr-fra123
Sheet No.:	24 OF 32
Dwg. No.:	L-123



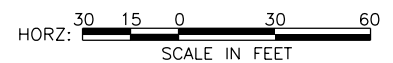
PLAN

NOTE:

1. WORK SHOWN ON SHEETS L-101 TO L-105 AND L-113 TO L-131 IS IDENTICAL FOR ALTERNATIVES 9A AND 9B.

LEGEND

- EXISTING TRACK
- PROPOSED TRACK
- LIMIT OF DISTURBANCE
- PROPOSED RETAINING WALL



IN PROGRESS

No.	Revisions	Date	By



**Office of Engineering
Engineering Design**
National Railroad Passenger Corporation
30th Street Station, Philadelphia, Pennsylvania 19104

Approved	Date

PRELIMINARY ENGINEERING



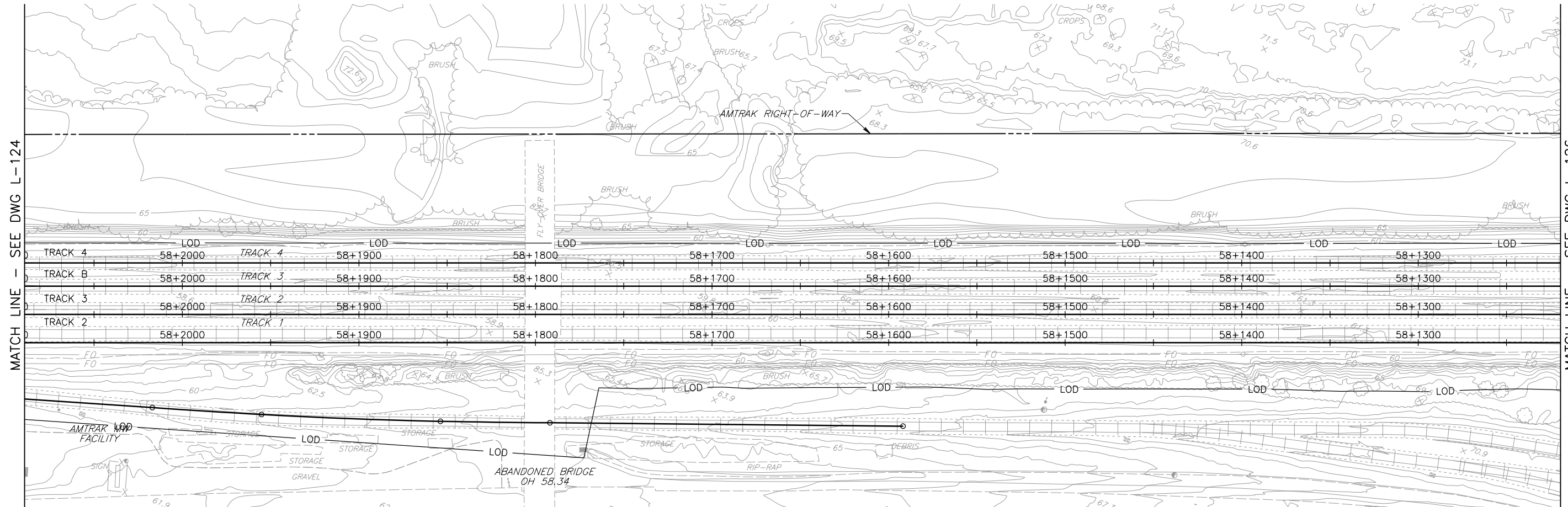
HNTB Corporation
1650 Arch Street, Suite 1700
Philadelphia, PA 19103
215-568-6500

**PERRYVILLE/HAVRE DE GRACE, MARYLAND
SUSQUEHANNA RIVER RAIL BRIDGE PROJECT
LIMIT OF DISTURBANCE**

PLAN (24 OF 31)
Designed DJS Drawn KAM Checked BDH Date 6/8/2016

Job No:	50625
File Name:	50625-s-rr-fo124
Sheet No.:	25 OF 32
Dwg. No.:	L-124

6/8/2016 1:08:29 PM
STANDARD PEN TABLE NO.



PLAN

NOTE:

1. WORK SHOWN ON SHEETS L-101 TO L-105 AND L-113 TO L-131 IS IDENTICAL FOR ALTERNATIVES 9A AND 9B.

LEGEND

- EXISTING TRACK
- PROPOSED TRACK
- LIMIT OF DISTURBANCE
- PROPOSED RETAINING WALL



IN PROGRESS

No.	Revisions	Date	By



Office of Engineering
Engineering Design
National Railroad Passenger Corporation
30th Street Station, Philadelphia, Pennsylvania 19104

Approved	Date

PRELIMINARY ENGINEERING



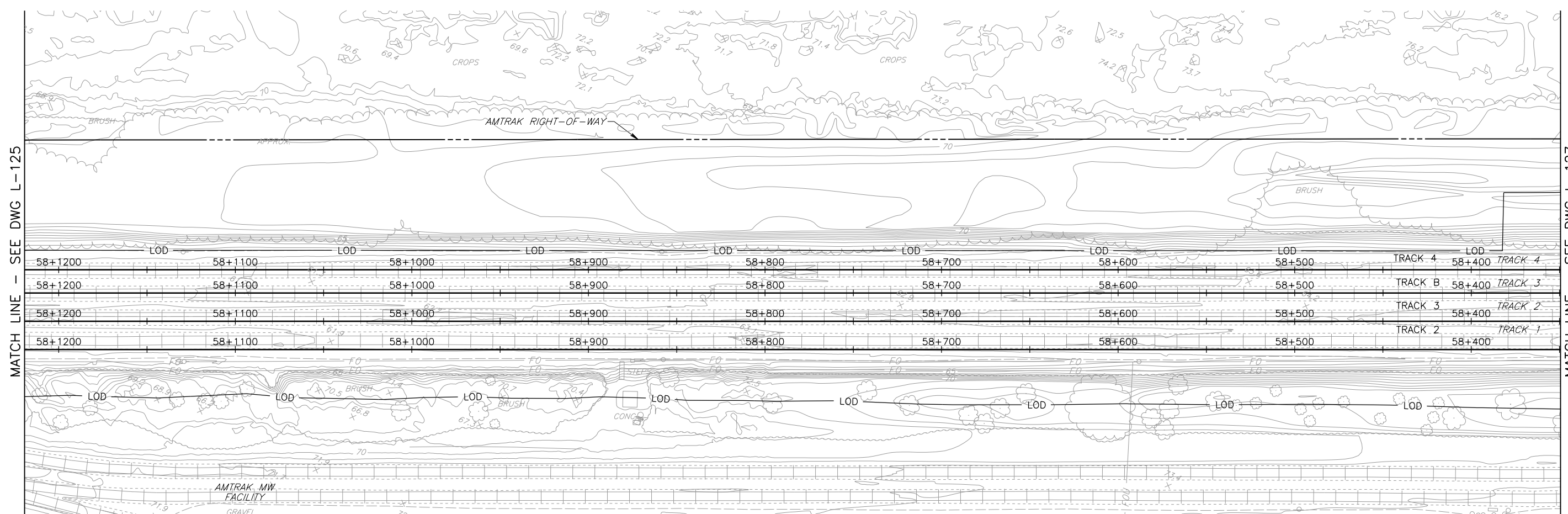
HNTB Corporation
1650 Arch Street, Suite 1700
Philadelphia, PA 19103
215-568-6500

PERRYVILLE/HAVRE DE GRACE, MARYLAND
SUSQUEHANNA RIVER RAIL BRIDGE PROJECT
LIMIT OF DISTURBANCE

PLAN (25 OF 31)
Designed: DJS Drawn: KAM Checked: BDH Date: 6/8/2016

Job No:	50625
File Name:	50625-s-tr-rr-l125
Sheet No.:	26 OF 32
Dwg. No.:	L-125

6/8/2016 4:08:14 PM
STANDARD PEN TABLE NO.



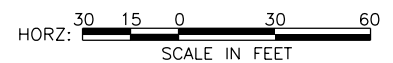
PLAN

NOTE:

1. WORK SHOWN ON SHEETS L-101 TO L-105 AND L-113 TO L-131 IS IDENTICAL FOR ALTERNATIVES 9A AND 9B.

LEGEND

- EXISTING TRACK
- PROPOSED TRACK
- LIMIT OF DISTURBANCE
- PROPOSED RETAINING WALL



IN PROGRESS

6/8/2016 4:08:39 PM STANDARD PEN TABLE NO.

No.	Revisions	Date	By



**Office of Engineering
Engineering Design**
National Railroad Passenger Corporation
30th Street Station, Philadelphia, Pennsylvania 19104

Approved	Date

PRELIMINARY ENGINEERING

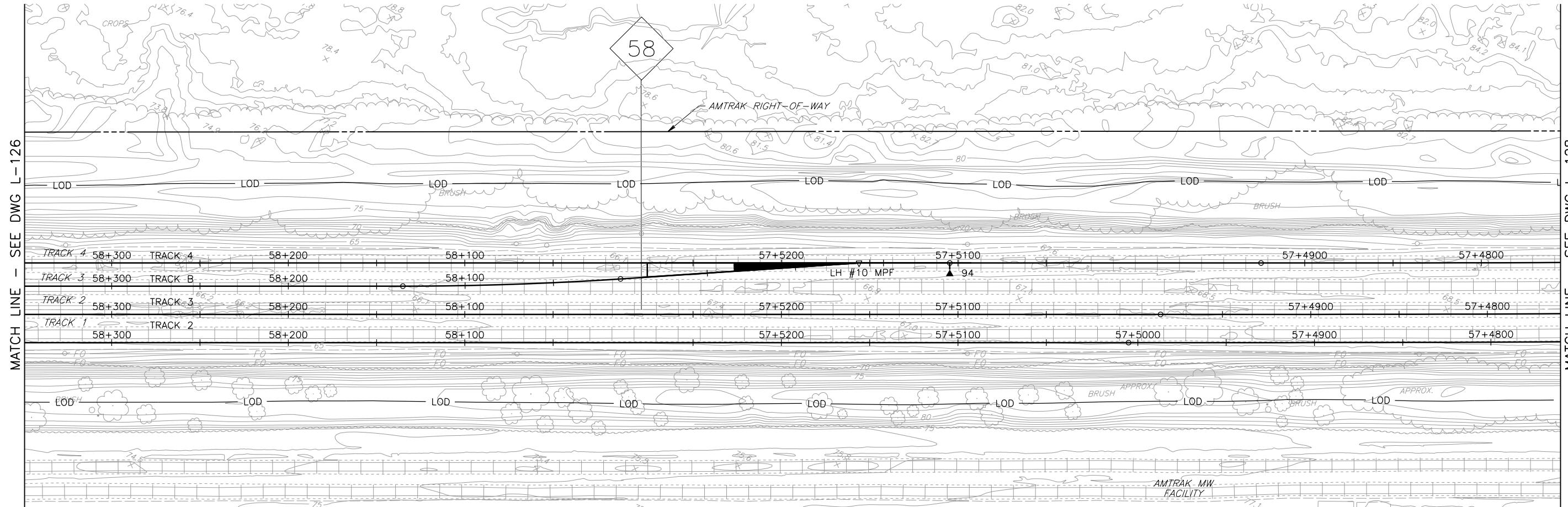


HNTB Corporation
1650 Arch Street, Suite 1700
Philadelphia, PA 19103
215-568-6500

**PERRYVILLE/HAVRE DE GRACE, MARYLAND
SUSQUEHANNA RIVER RAIL BRIDGE PROJECT
LIMIT OF DISTURBANCE**

PLAN (26 OF 31)
Designed DJS Drawn KAM Checked BDH Date 6/8/2016

Job No:	50625
File Name:	50625-s-rr-fra126
Sheet No.:	27 OF 32
Dwg. No.:	L-126



MATCH LINE - SEE DWG L-126

MATCH LINE - SEE DWG L-128

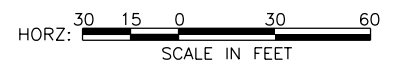
PLAN

NOTE:

1. WORK SHOWN ON SHEETS L-101 TO L-105 AND L-113 TO L-131 IS IDENTICAL FOR ALTERNATIVES 9A AND 9B.

LEGEND

- EXISTING TRACK
- PROPOSED TRACK
- LIMIT OF DISTURBANCE
- PROPOSED RETAINING WALL



IN PROGRESS

6/8/2016 4:08:45 PM
50625-5-tr-rra127.dwg
STANDARD PEN TABLE NO.

No.	Revisions	Date	By



**Office of Engineering
Engineering Design**
National Railroad Passenger Corporation
30th Street Station, Philadelphia, Pennsylvania 19104

Approved	Date

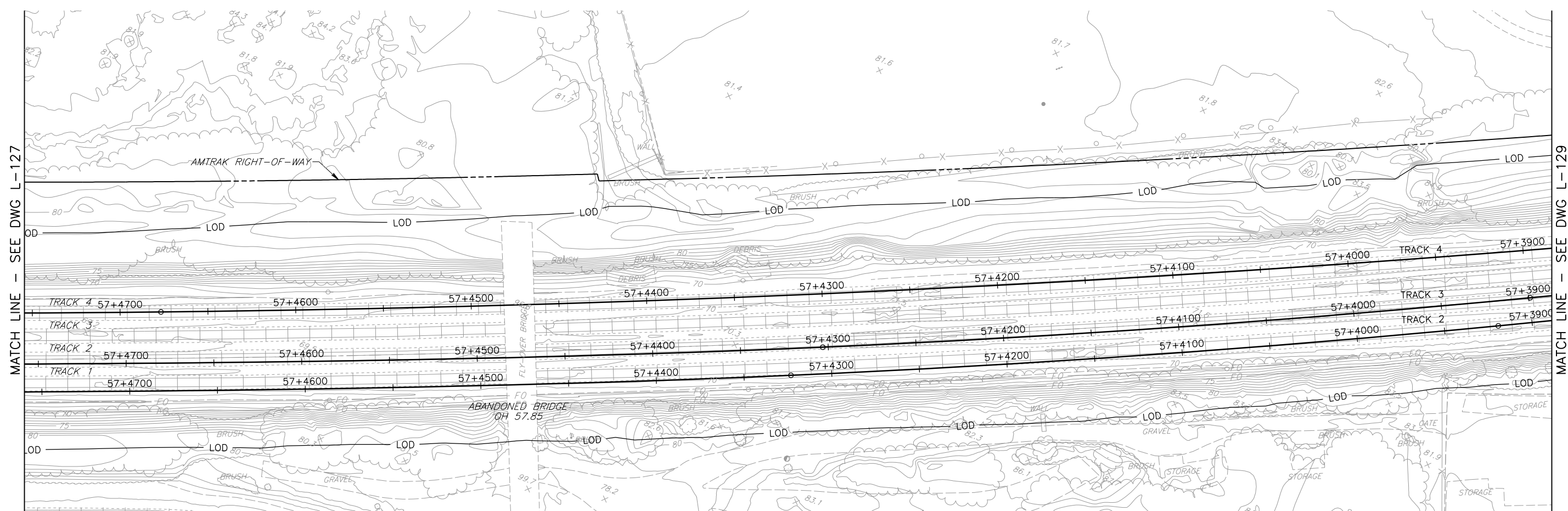
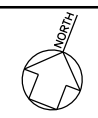
PRELIMINARY ENGINEERING



**PERRYVILLE/HAVRE DE GRACE, MARYLAND
SUSQUEHANNA RIVER RAIL BRIDGE PROJECT
LIMIT OF DISTURBANCE**

PLAN (27 OF 31)
Designed DJS Drawn KAM Checked BDH Date 6/8/2016

Job No:	50625
File Name:	50625-s-tr-rra127
Sheet No.:	28 OF 32
Dwg. No.:	L-127



MATCH LINE - SEE DWG L-127

MATCH LINE - SEE DWG L-129

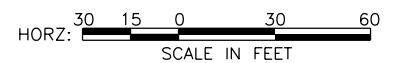
PLAN

NOTE:

1. WORK SHOWN ON SHEETS L-101 TO L-105 AND L-113 TO L-131 IS IDENTICAL FOR ALTERNATIVES 9A AND 9B.

LEGEND

- EXISTING TRACK
- PROPOSED TRACK
- LIMIT OF DISTURBANCE
- PROPOSED RETAINING WALL



IN PROGRESS

6/8/2016 4:08:50 PM
50625-rr-128.dwg
STANDARD PEN TABLE NO.

No.	Revisions	Date	By



**Office of Engineering
Engineering Design**
National Railroad Passenger Corporation
30th Street Station, Philadelphia, Pennsylvania 19104

Approved	Date

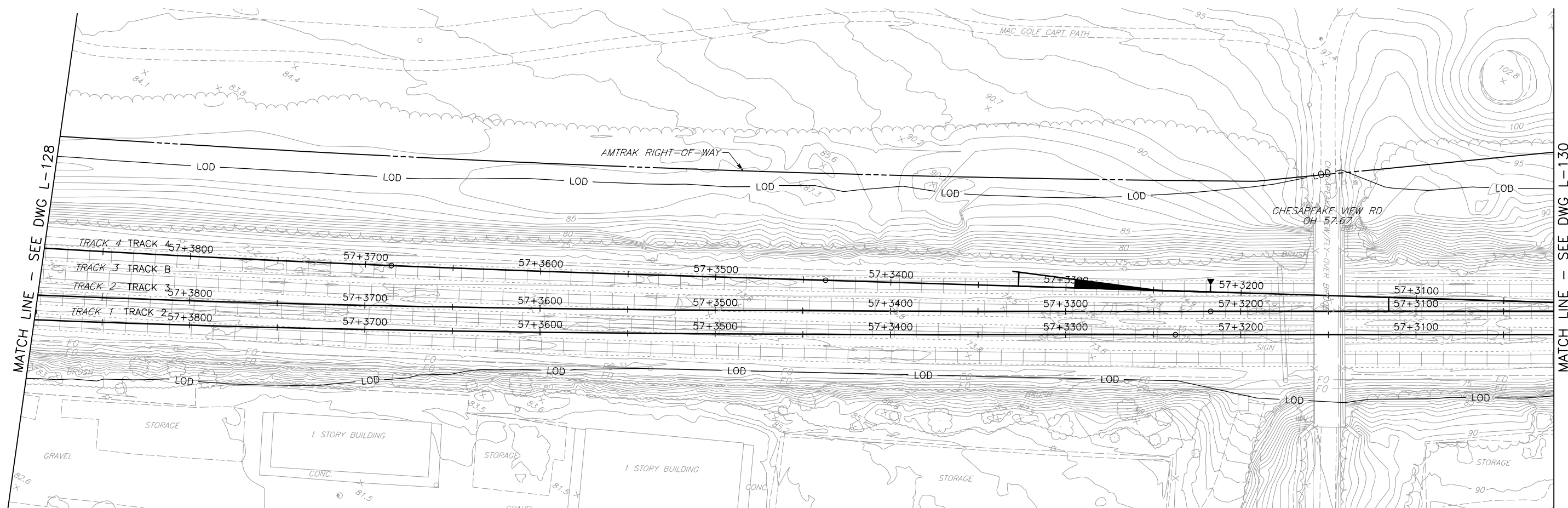
PRELIMINARY ENGINEERING



**PERRYVILLE/HAVRE DE GRACE, MARYLAND
SUSQUEHANNA RIVER RAIL BRIDGE PROJECT
LIMIT OF DISTURBANCE**

PLAN (28 OF 31)
Designed DJS Drawn KAM Checked BDH Date 6/8/2016

Job No:	50625
File Name:	50625-rr-128
Sheet No.:	29 OF 32
Dwg. No.:	L-128



PLAN

NOTE:

1. WORK SHOWN ON SHEETS L-101 TO L-105 AND L-113 TO L-131 IS IDENTICAL FOR ALTERNATIVES 9A AND 9B.

LEGEND

- EXISTING TRACK
- PROPOSED TRACK
- LIMIT OF DISTURBANCE
- PROPOSED RETAINING WALL



IN PROGRESS

6/8/2016 4:08:56 PM
STANDARD PEN TABLE NO.

No.	Revisions	Date	By



**Office of Engineering
Engineering Design**
National Railroad Passenger Corporation
30th Street Station, Philadelphia, Pennsylvania 19104

Approved	Date


PRELIMINARY ENGINEERING



**PERRYVILLE/HAVRE DE GRACE, MARYLAND
SUSQUEHANNA RIVER RAIL BRIDGE PROJECT
LIMIT OF DISTURBANCE**

PLAN (29 OF 31)
Designed DJS Drawn KAM Checked BDH Date 6/8/2016

Job No:	50625
File Name:	50625-s-rr-fra129
Sheet No.	30 OF 32
Dwg. No.	L-129



PLAN

NOTE:

1. WORK SHOWN ON SHEETS L-101 TO L-105 AND L-113 TO L-131 IS IDENTICAL FOR ALTERNATIVES 9A AND 9B.

LEGEND

- EXISTING TRACK
- PROPOSED TRACK
- LIMIT OF DISTURBANCE
- PROPOSED RETAINING WALL



IN PROGRESS

6/8/2016 4:00:01 PM
STANDARD PEN TABLE NO.

No.	Revisions	Date	By



**Office of Engineering
Engineering Design**
National Railroad Passenger Corporation
30th Street Station, Philadelphia, Pennsylvania 19104

Approved	Date

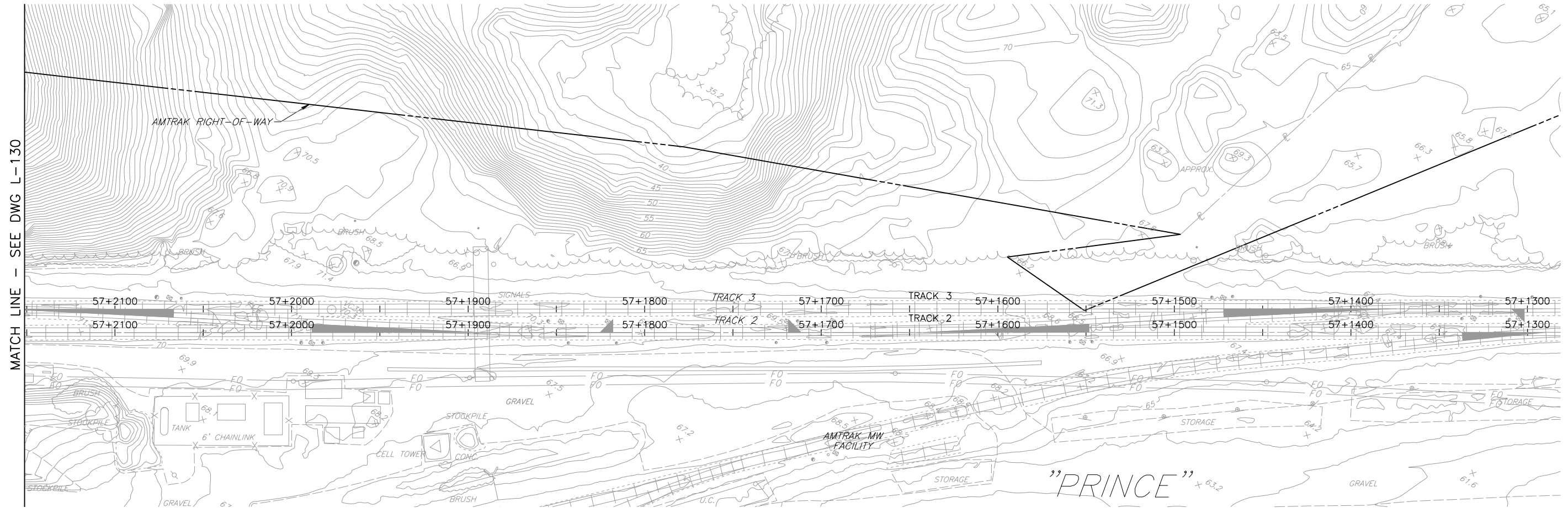
PRELIMINARY ENGINEERING



**PERRYVILLE/HAVRE DE GRACE, MARYLAND
SUSQUEHANNA RIVER RAIL BRIDGE PROJECT
LIMIT OF DISTURBANCE**

PLAN (30 OF 31)
Designed DJS Drawn KAM Checked BDH Date 6/8/2016

Job No:	50625
File Name:	50625-s-rr-fra130
Sheet No.	31 OF 32
Dwg. No.	L-130



MATCH LINE - SEE DWG L-130

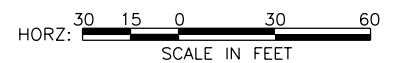
PLAN

NOTE:

1. WORK SHOWN ON SHEETS L-101 TO L-105 AND L-113 TO L-131 IS IDENTICAL FOR ALTERNATIVES 9A AND 9B.

LEGEND

- EXISTING TRACK
- PROPOSED TRACK
- LIMIT OF DISTURBANCE
- PROPOSED RETAINING WALL



IN PROGRESS

6/8/2016 4:00:07 PM
STANDARD PEN TABLE NO.

No.	Revisions	Date	By



**Office of Engineering
Engineering Design**
National Railroad Passenger Corporation
30th Street Station, Philadelphia, Pennsylvania 19104

Approved	Date

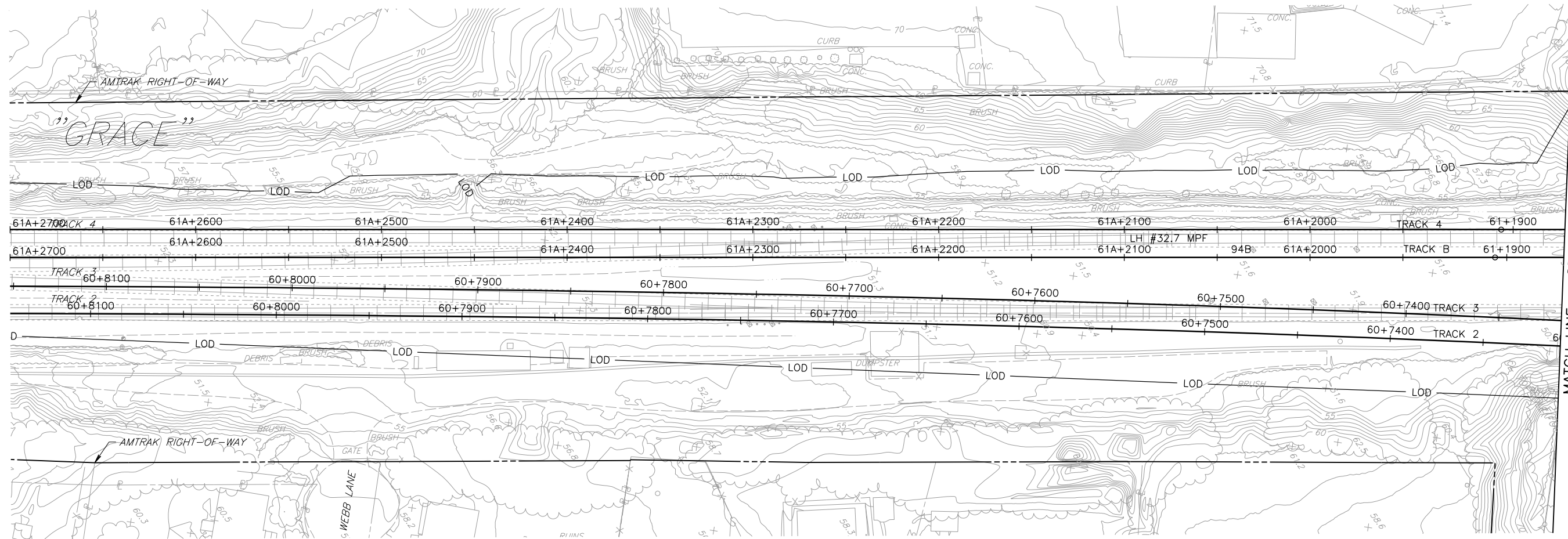
PRELIMINARY ENGINEERING



**PERRYVILLE/HAVRE DE GRACE, MARYLAND
SUSQUEHANNA RIVER RAIL BRIDGE PROJECT
LIMIT OF DISTURBANCE**

PLAN (31 OF 31)
Designed: DJS Drawn: KAM Checked: BDH Date: 6/8/2016

Job No:	50625
File Name:	50625-s-rr-fo131
Sheet No.:	32 OF 32
Dwg. No.:	L-131



PLAN

NOTE:

- 1. WORK SHOWN FOR ALTERNATIVE 9A.
FOR 9B SEE L-106 TO L-112.

LEGEND

- EXISTING TRACK
- PROPOSED TRACK
- LIMIT OF DISTURBANCE
- PROPOSED RETAINING WALL



IN PROGRESS

6/8/2016 4:08:12 PM
50625-S-R-106A
STANDARD PEN TABLE NO.

No.	Revisions	Date	By



**Office of Engineering
Engineering Design**
National Railroad Passenger Corporation
30th Street Station, Philadelphia, Pennsylvania 19104

Approved	Date

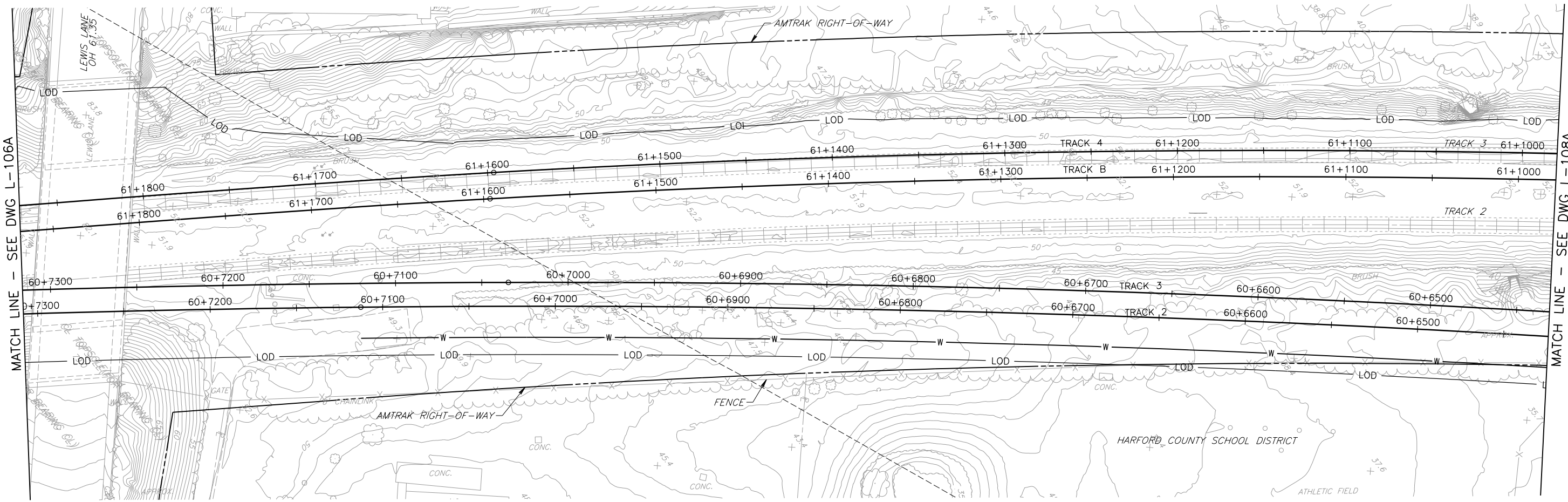
PRELIMINARY ENGINEERING



**PERRYVILLE/HAVRE DE GRACE, MARYLAND
SUSQUEHANNA RIVER RAIL BRIDGE PROJECT
LIMIT OF DISTURBANCE**

T-A PLAN (6 OF 31)
Designed DJS Drawn KAM Checked BDH Date 6/8/2016

Job No:	50625
File Name:	50625-s-r-106A
Sheet No.:	1 OF 7
Dwg. No.:	L-106A



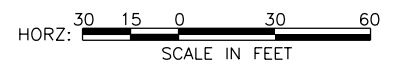
PLAN

NOTE:

- 1. WORK SHOWN FOR ALTERNATIVE 9A.
FOR 9B SEE L-106 TO L-112.

LEGEND

- EXISTING TRACK
- PROPOSED TRACK
- LIMIT OF DISTURBANCE
- PROPOSED RETAINING WALL



IN PROGRESS

6/8/2016 4:08:18 PM
STANDARD PEN TABLE NO.

No.	Revisions	Date	By



Office of Engineering
Engineering Design
National Railroad Passenger Corporation
30th Street Station, Philadelphia, Pennsylvania 19104

Approved	Date

PRELIMINARY ENGINEERING

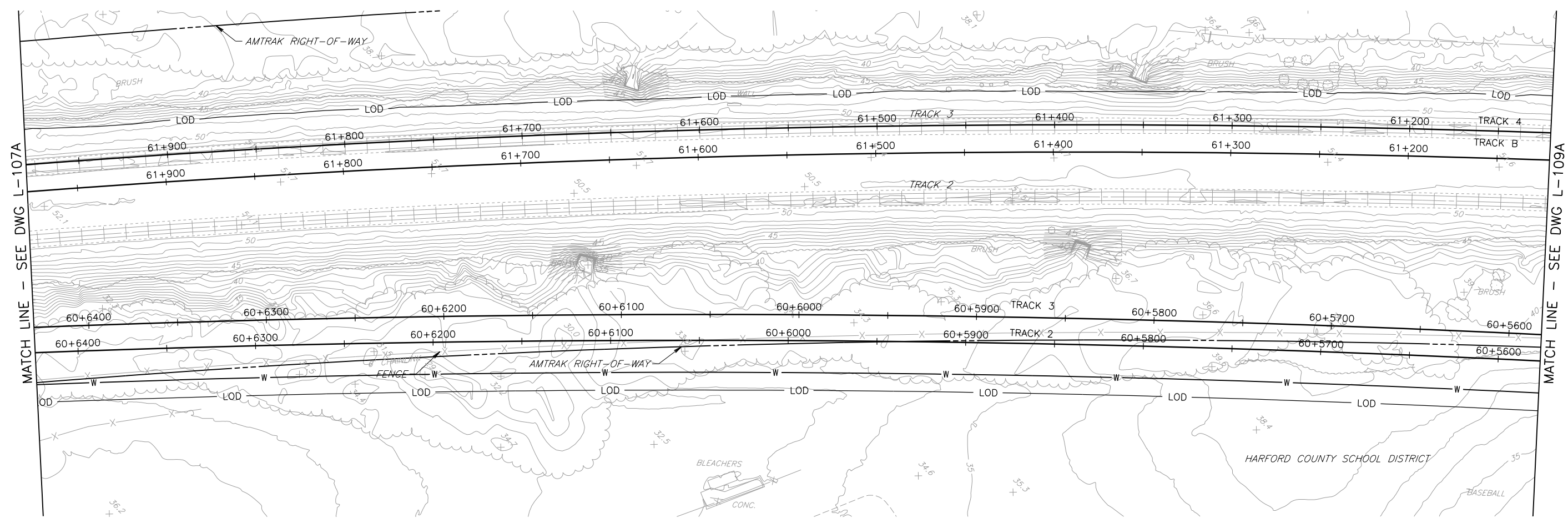
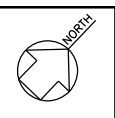


HNTB Corporation
1650 Arch Street, Suite 1700
Philadelphia, PA 19103
215-568-6500

PERRYVILLE/HAVRE DE GRACE, MARYLAND
SUSQUEHANNA RIVER RAIL BRIDGE PROJECT
LIMIT OF DISTURBANCE

T-A PLAN (7 OF 31)
Designed DJS Drawn KAM Checked BDH Date 6/8/2016

Job No:	50625
File Name:	50625-s-r-ra107A
Sheet No.:	2 OF 7
Dwg. No.:	L-107A



PLAN

NOTE:

- 1. WORK SHOWN FOR ALTERNATIVE 9A.
FOR 9B SEE L-106 TO L-112.

LEGEND

- EXISTING TRACK
- PROPOSED TRACK
- LIMIT OF DISTURBANCE
- PROPOSED RETAINING WALL



IN PROGRESS

6/8/2016 4:02:24 PM
STANDARD PEN TABLE NO.

No.	Revisions	Date	By



**Office of Engineering
Engineering Design**
National Railroad Passenger Corporation
30th Street Station, Philadelphia, Pennsylvania 19104

Approved	Date

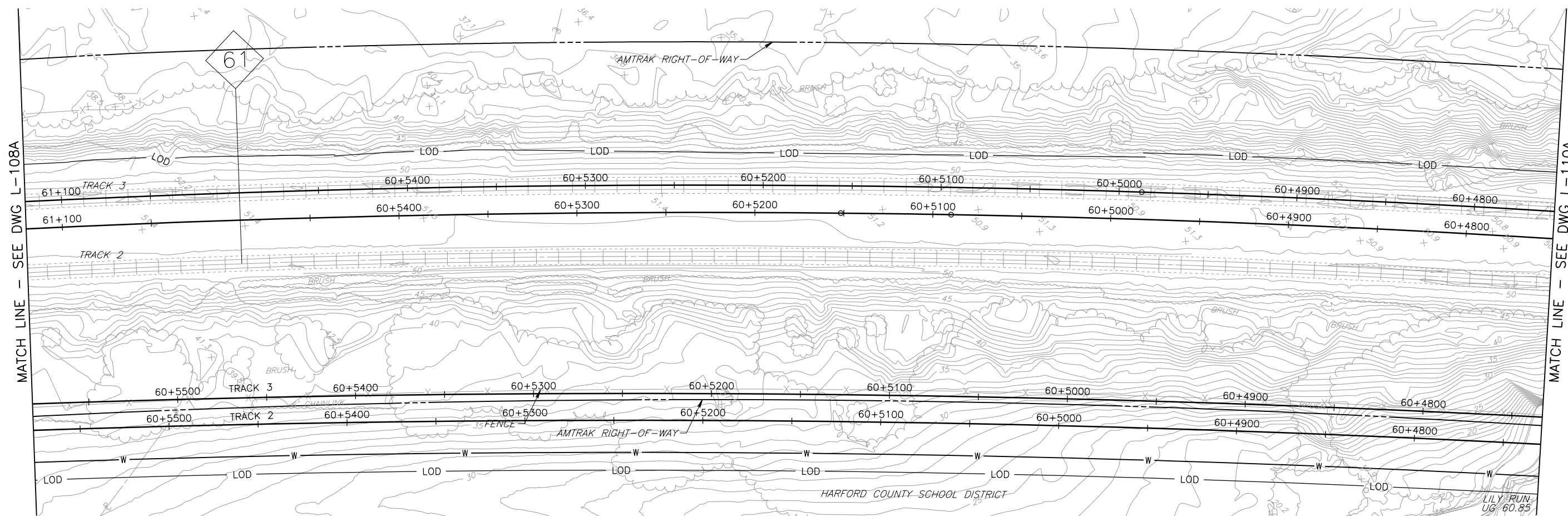
PRELIMINARY ENGINEERING



**PERRYVILLE/HAVRE DE GRACE, MARYLAND
SUSQUEHANNA RIVER RAIL BRIDGE PROJECT
LIMIT OF DISTURBANCE**

T-A PLAN (8 OF 7)
Designed DJS Drawn KAM Checked BDH Date 6/8/2016

Job No: 50625
File Name: 50625-s-r-ra108A
Sheet No: 3 OF 7
Dwg. No: L-108A



PLAN

NOTE:

- 1. WORK SHOWN FOR ALTERNATIVE 9A.
FOR 9B SEE L-106 TO L-112.

LEGEND

- EXISTING TRACK
- PROPOSED TRACK
- LIMIT OF DISTURBANCE
- PROPOSED RETAINING WALL



IN PROGRESS

6/8/2016 4:02:29 PM
STANDARD PEN TABLE NO.

No.	Revisions	Date	By



**Office of Engineering
Engineering Design**
National Railroad Passenger Corporation
30th Street Station, Philadelphia, Pennsylvania 19104

Approved	Date

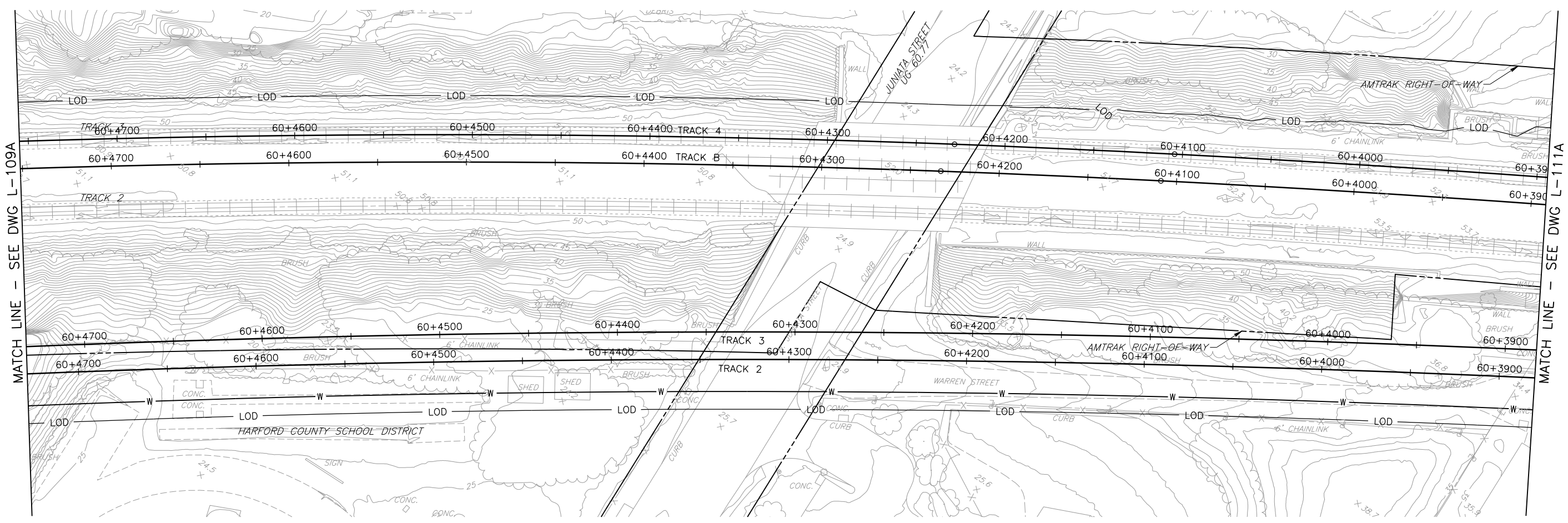
PRELIMINARY ENGINEERING



**PERRYVILLE/HAVRE DE GRACE, MARYLAND
SUSQUEHANNA RIVER RAIL BRIDGE PROJECT
LIMIT OF DISTURBANCE**

Designed	DJS	Drawn	KAM	Checked	BDH	Date	6/8/2016
----------	-----	-------	-----	---------	-----	------	----------

Job No:	50625
File Name:	50625-s-r-ra109A
Sheet No.	4 OF 7
Dwg. No.	L-109A



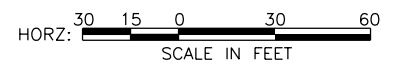
PLAN

NOTE:

- 1. WORK SHOWN FOR ALTERNATIVE 9A. FOR 9B SEE L-106 TO L-112.

LEGEND

- EXISTING TRACK
- PROPOSED TRACK
- LOD — LOD — LIMIT OF DISTURBANCE
- W — W — W — PROPOSED RETAINING WALL



IN PROGRESS

6/8/2016 4:08:54 PM
STANDARD PEN TABLE NO

No.	Revisions	Date	By



Office of Engineering
Engineering Design
National Railroad Passenger Corporation
30th Street Station, Philadelphia, Pennsylvania 19104

Approved	Date

PRELIMINARY ENGINEERING

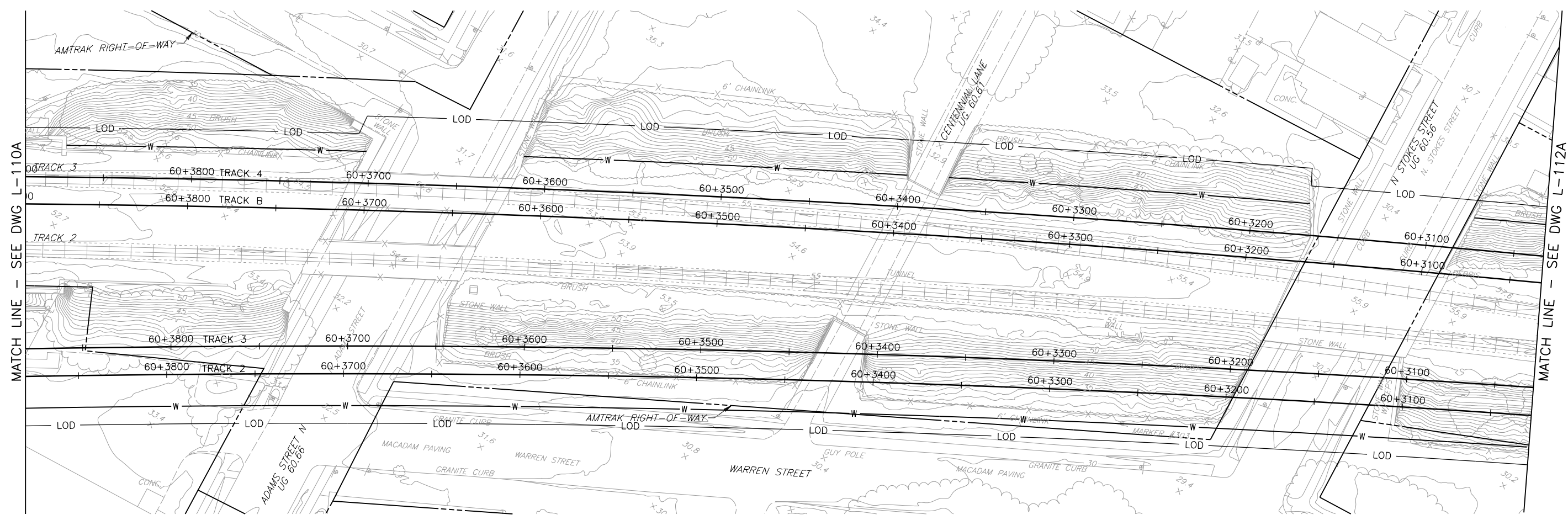


HNTB Corporation
1650 Arch Street, Suite 1700
Philadelphia, PA 19103
215-568-6500

PERRYVILLE/HAVRE DE GRACE, MARYLAND
SUSQUEHANNA RIVER RAIL BRIDGE PROJECT
LIMIT OF DISTURBANCE

T-A PLAN (10 OF 31)
Designed DJS Drawn KAM Checked BDH Date 6/8/2016

Job No:	50625
File Name:	50625-s-r-ra110A
Sheet No.:	5 OF 7
Dwg. No.:	L-110A



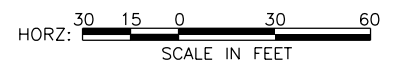
PLAN

NOTE:

1. WORK SHOWN FOR ALTERNATIVE 9A. FOR 9B SEE L-106 TO L-112.

LEGEND

- EXISTING TRACK
- PROPOSED TRACK
- LIMIT OF DISTURBANCE
- PROPOSED RETAINING WALL



IN PROGRESS

6/8/2016 4:04:40 PM
STANDARD PEN TABLE NO.

No.	Revisions	Date	By



**Office of Engineering
Engineering Design**
National Railroad Passenger Corporation
30th Street Station, Philadelphia, Pennsylvania 19104

Approved	Date

PRELIMINARY ENGINEERING



**PERRYVILLE/HAVRE DE GRACE, MARYLAND
SUSQUEHANNA RIVER RAIL BRIDGE PROJECT
LIMIT OF DISTURBANCE**

T-A PLAN (11 OF 31)
Designed DJS Drawn KAM Checked BDH Date 6/8/2016

Job No:	50625
File Name:	50625-s-r-ra111A
Sheet No.:	6 OF 7
Dwg. No.:	L-111A



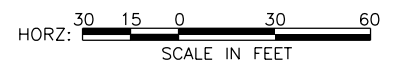
PLAN

NOTE:

1. WORK SHOWN FOR ALTERNATIVE 9A.
FOR 9B SEE L-106 TO L-112.

LEGEND

- EXISTING TRACK
- PROPOSED TRACK
- LOD — LOD — LIMIT OF DISTURBANCE
- W — W — W — PROPOSED RETAINING WALL



IN PROGRESS

6/8/2016 4:04:45 PM
50625-s-r-112A
STANDARD PEN TABLE NO.

No.	Revisions	Date	By



Office of Engineering
Engineering Design
National Railroad Passenger Corporation
30th Street Station, Philadelphia, Pennsylvania 19104

Approved	Date

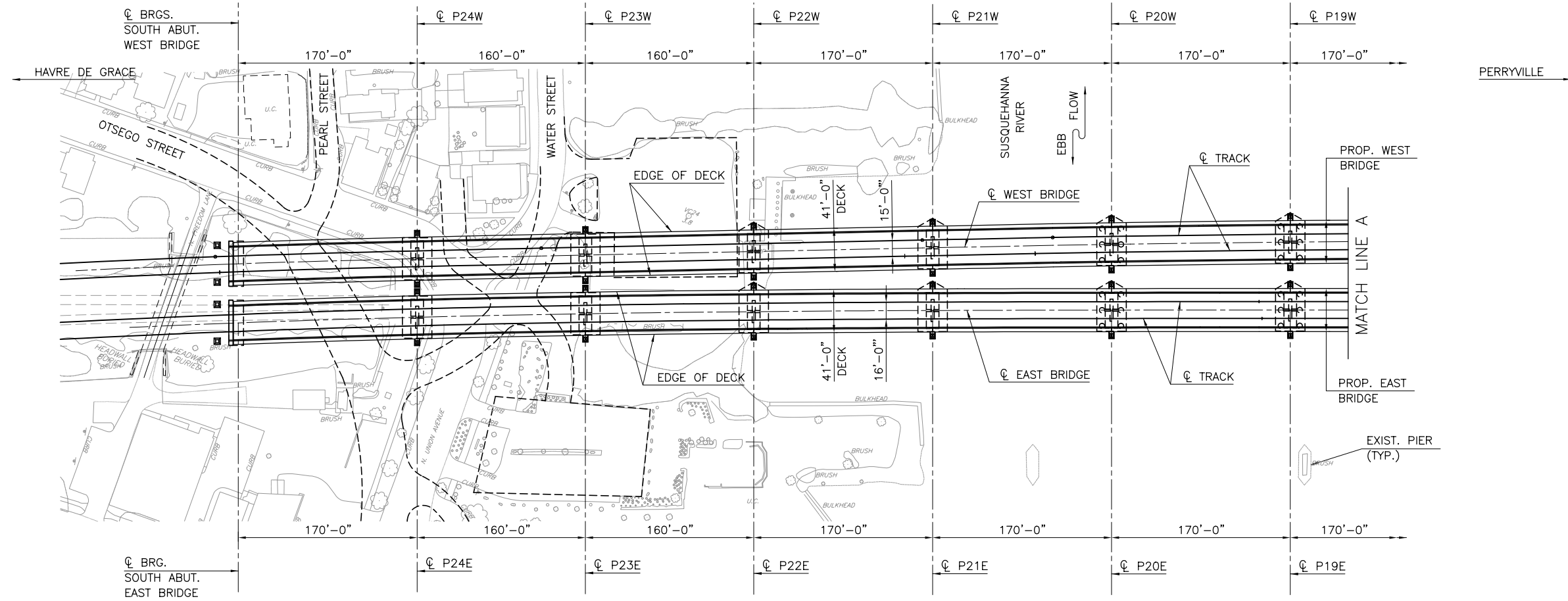
PRELIMINARY ENGINEERING



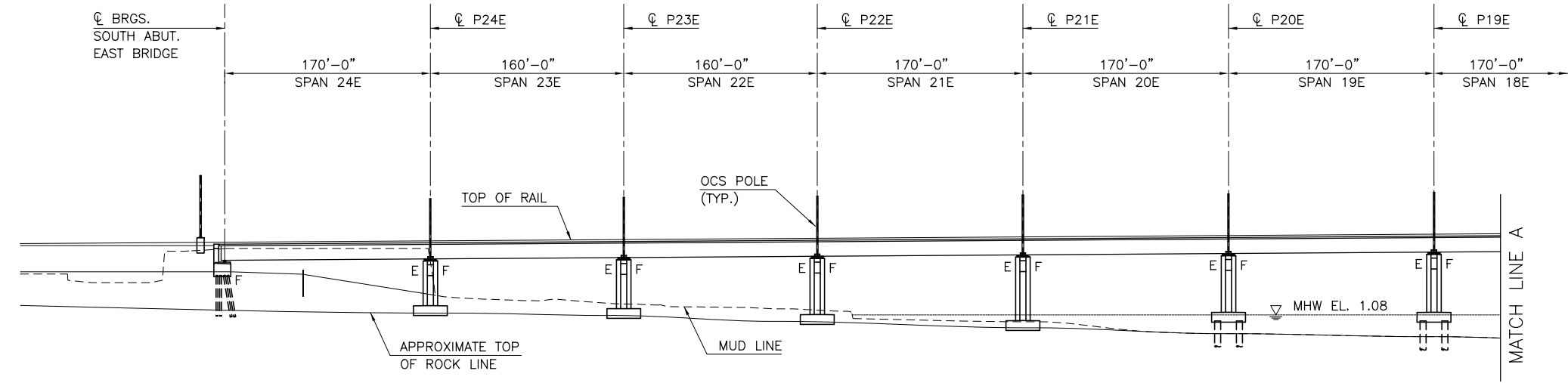
PERRYVILLE/HAVRE DE GRACE, MARYLAND
SUSQUEHANNA RIVER RAIL BRIDGE PROJECT
LIMIT OF DISTURBANCE

T-A PLAN (12 OF 31)
Designed DJS Drawn KAM Checked BDH Date 6/8/2016

Job No:	50625
File Name:	50625-s-r-112A
Sheet No.:	7 OF 7
Dwg. No.:	L-112A



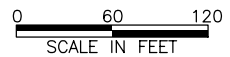
PLAN
1" = 60'-0"



ELEVATION - EAST BRIDGE
1" = 60'-0"

DRAFT

OPTION 9A/9B



6/27/2016 7:52:27 AM
STANDARD PEN TABLE NO.

No.	Revisions	Date	By



Office of Engineering
Engineering Design
National Railroad Passenger Corporation
30th Street Station, Philadelphia, Pennsylvania 19104

Approved	Date

PRELIMINARY ENGINEERING

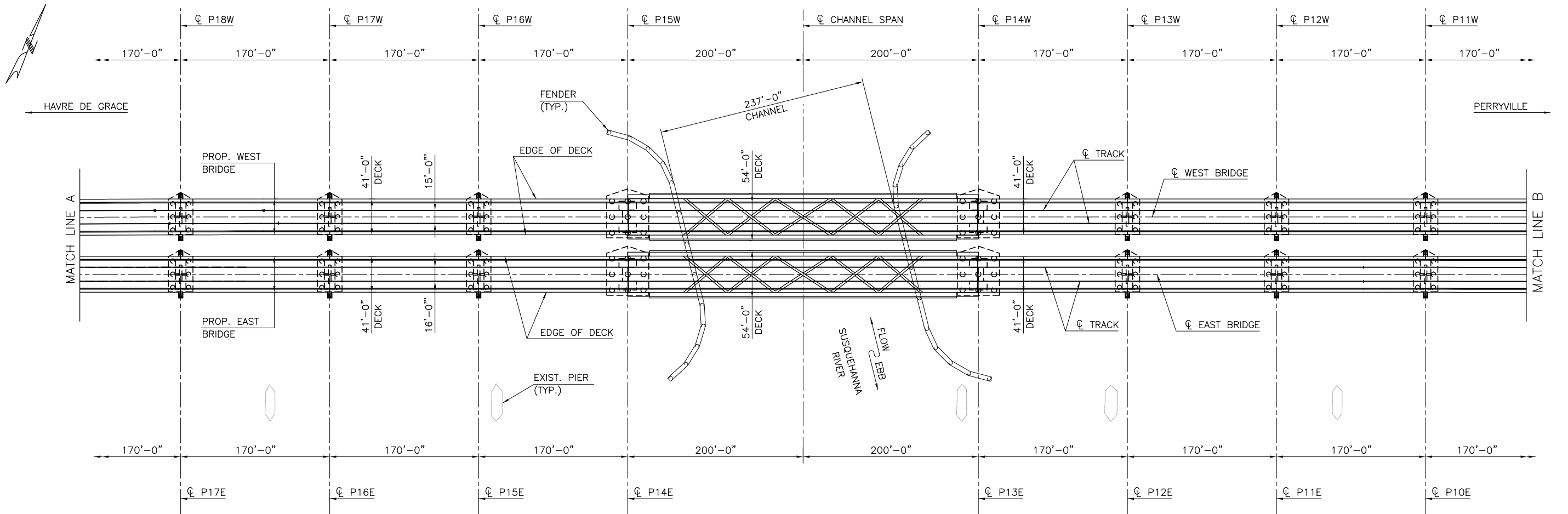


PERRYVILLE/HAVRE DE GRACE, MARYLAND
SUSQUEHANNA RIVER RAIL BRIDGE PROJECT

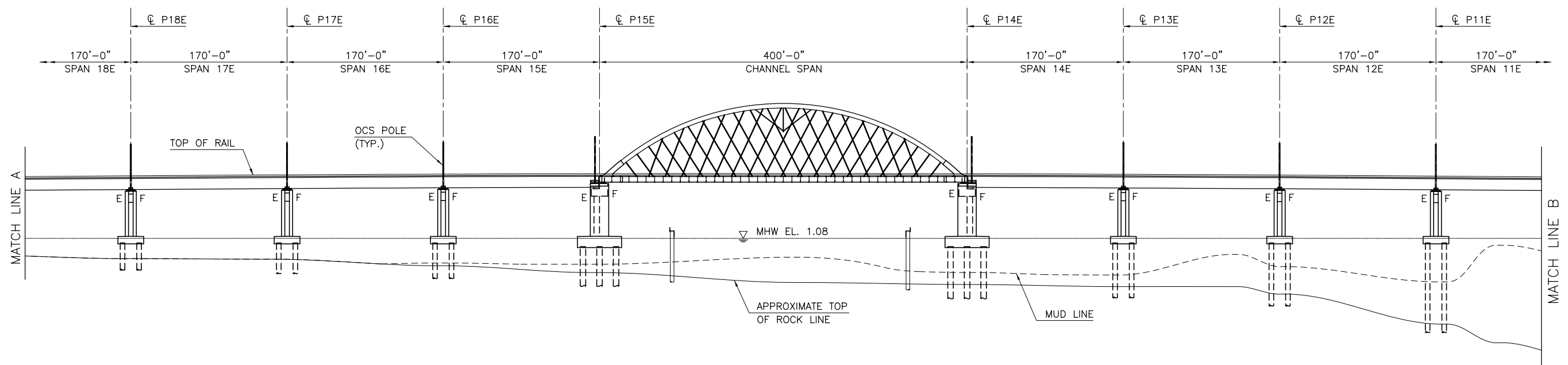
GENERAL PLAN AND ELEVATION - 1

Job No:	50625
File Name:	XXX
Sheet No.:	OF
Draw. No.:	STR-004

Designed BX Drawn DS Checked GD Date



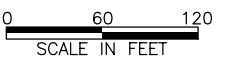
PLAN
1" = 60'-0"



ELEVATION - EAST BRIDGE
1" = 60'-0"

DRAFT

OPTION 9A/9B



6/27/2016 7:18:24 AM STANDARD PEN TABLE NO.

No.	Revisions	Date	By



Office of Engineering
Engineering Design
National Railroad Passenger Corporation
30th Street Station, Philadelphia, Pennsylvania 19104

Approved	Date

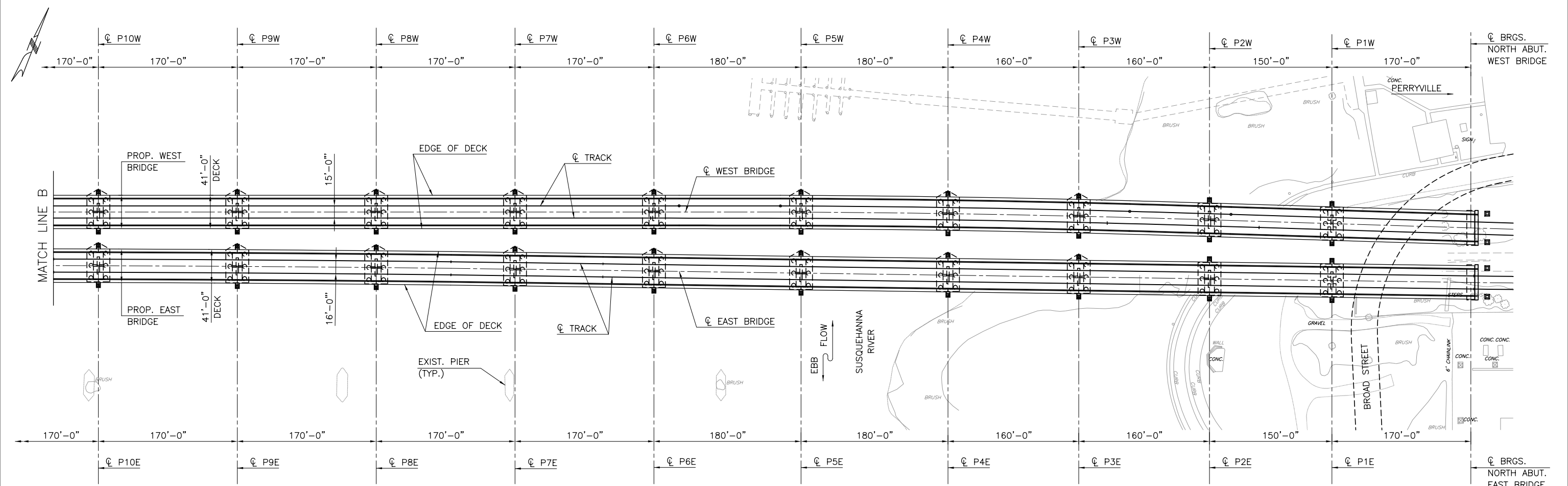
PRELIMINARY ENGINEERING



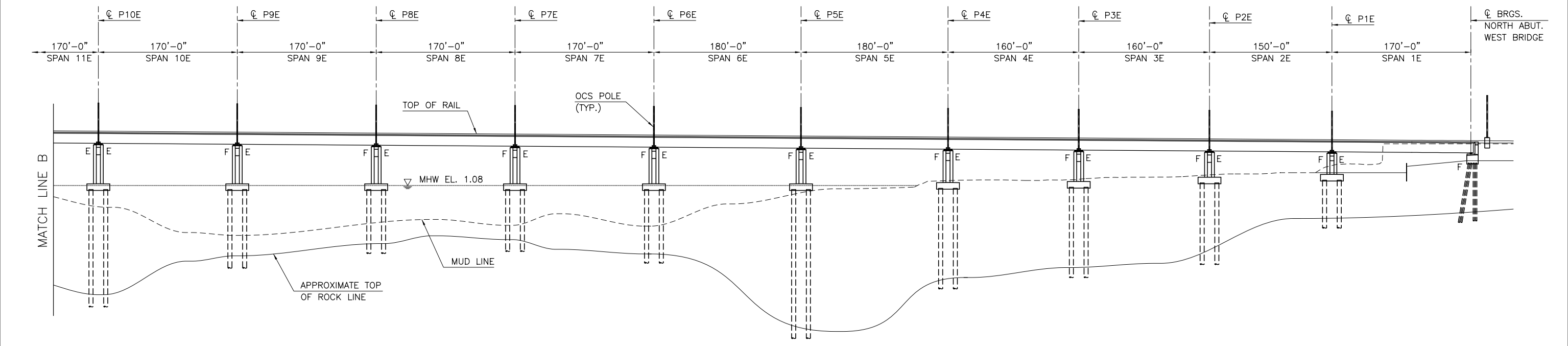
PERRYVILLE/HAVRE DE GRACE, MARYLAND
SUSQUEHANNA RIVER RAIL BRIDGE PROJECT

GENERAL PLAN AND ELEVATION - 2
Designed BX Drawn DS Checked GD Date

Job No:	50625
File Name:	XXX
Sheet No.:	OF
Dwg. No.:	STR-005



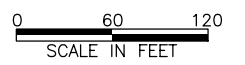
PLAN
1" = 60'-0"



ELEVATION - EAST BRIDGE
1" = 60'-0"

DRAFT

OPTION 9A/9B



6/27/2016 7:25:05 AM STANDARD PEN TABLE NO.

No.	Revisions	Date	By



Office of Engineering
Engineering Design
National Railroad Passenger Corporation
30th Street Station, Philadelphia, Pennsylvania 19104

Approved	Date

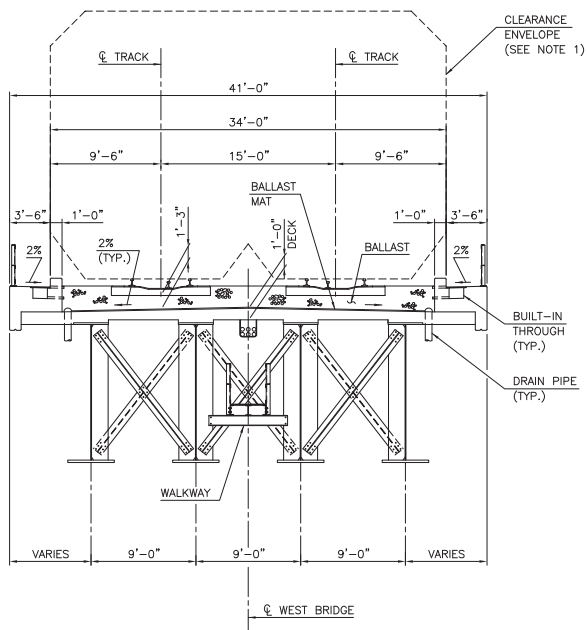
PRELIMINARY ENGINEERING



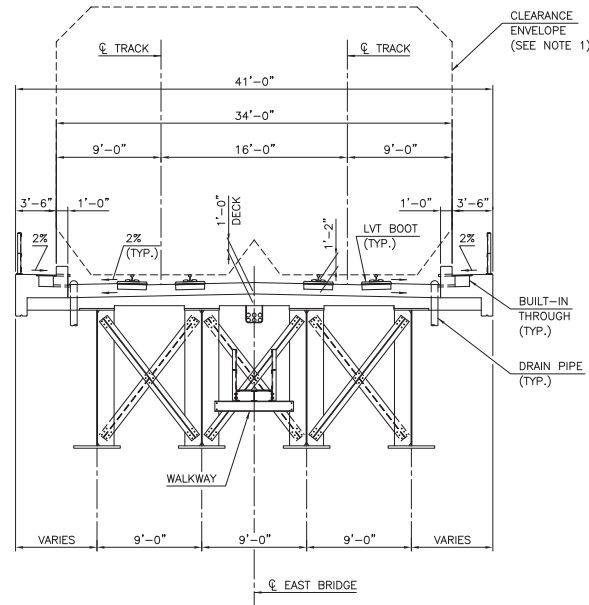
PERRYVILLE/HAVRE DE GRACE, MARYLAND
SUSQUEHANNA RIVER RAIL BRIDGE PROJECT

Job No: 50625
File Name: XXX
Sheet No: OF
GENERAL PLAN AND ELEVATION - 3
Designed BX Drawn DS Checked GD Date

Job No: 50625
File Name: XXX
Sheet No: OF
Dwg. No: STR-005



WEST BRIDGE - APPROACH TYPICAL CROSS SECTION
3/16" = 1'-0"



EAST BRIDGE - APPROACH TYPICAL CROSS SECTION
3/16" = 1'-0"

NOTES:
1. MINIMUM RAILWAY BRIDGE CLEARANCES WITHOUT CURVE CORRECTIONS.

DRAFT

OPTION 9A/9B



11/20/21 1:10 PM
 11/20/21 1:10 PM
 11/20/21 1:10 PM

No.	Revisions	Date	By



Office of Engineering
Engineering Design
National Railroad Passenger Corporation
30th Street Station, Philadelphia, Pennsylvania 19104

Approved	Date

PRELIMINARY ENGINEERING



HNTB Corporation
1650 Arch Street, Suite 1700
Philadelphia, PA 19103
215-568-6500

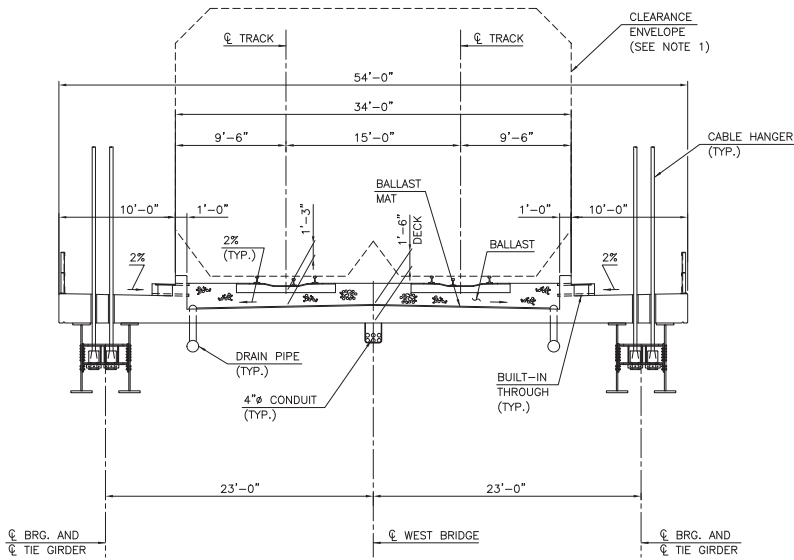
PERRYVILLE/HAVRE DE GRACE, MARYLAND
SUSQUEHANNA RIVER RAIL BRIDGE PROJECT

Job No: 50625
File Name: XXX
Sheet No: 0F

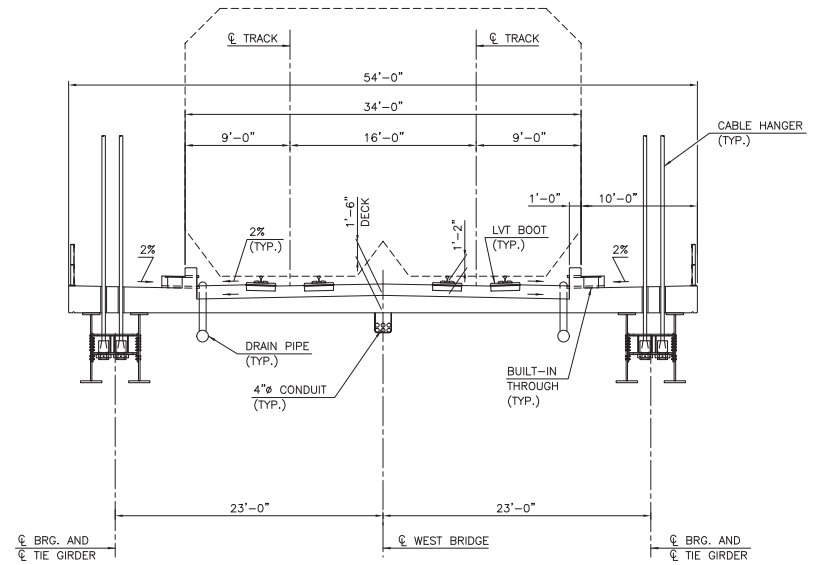
APPROACH TYPICAL CROSS SECTION

Designed BX Drawn DS Checked GD Date

Date: STR-007



WEST BRIDGE — ARCH TYPICAL CROSS SECTION
3/16" = 1'-0"



EAST BRIDGE — APPROACH TYPICAL CROSS SECTION
3/16" = 1'-0"

NOTES:
1. MINIMUM RAILWAY BRIDGE CLEARANCES WITHOUT CURVE CORRECTIONS.

DRAFT

OPTION 9A/9B



11/15/2011 10:58:11 AM
 PLOT SCALE: AS SHOWN
 STANDARD PLOT TABLE: NO

No.	Revisions	Date	By



Office of Engineering
Engineering Design
National Railroad Passenger Corporation
30th Street Station, Philadelphia, Pennsylvania 19104

Approved	Date

PRELIMINARY ENGINEERING



HNTB Corporation
1650 Arch Street, Suite 1700
Philadelphia, PA 19103
215-568-6500

PERRYVILLE/HAVRE DE GRACE, MARYLAND
SUSQUEHANNA RIVER RAIL BRIDGE PROJECT

Job No: 50625
File Name: XXX
Sheet No: 0F

ARCH TYPICAL CROSS SECTION
Designed BX Drawn DS Checked GD Date

Job No: 50625
File Name: XXX
Sheet No: 0F
Date: STR-008