



## Amtrak Fact Sheet Fiscal Year 2020 Commonwealth of Kentucky

### Amtrak Service & Ridership

At the end of FY 2020, Amtrak operated almost three trains per day in Kentucky, as part of the following routes<sup>1</sup>:

- **Long Distance**

**Cardinal** (thrice weekly New York-Washington-Charlottesville-Charleston-Cincinnati-Indianapolis-Chicago)

**City of New Orleans** (daily Chicago-Carbondale-Memphis-New Orleans)

### Stations Served

During FY 2020, Amtrak served the following locations in Kentucky.

City (Code)	Ridership
Ashland (AKY)	1,210
Fulton (FTN)	2,199
Maysville (MAY)	1,475
South Shore-South Portsmouth (SPM)	658
<b>Total Kentucky Station Usage:</b>	<b>5,542</b>

Amtrak maintains the Great American Stations website (<https://www.greatamericanstations.com/>), which includes detailed profiles of every Amtrak station. Information available includes a brief history of each station, a review of what organization or organizations are responsible for the various portions of each facility, a list of routes serving each station, contact information for the appropriate Amtrak representative for that station, and relevant local community links.

### Host Railroads & On Time Performance

Amtrak relies heavily on the cooperation of other railroads to operate routes using tracks that Amtrak does not own or control. Host railroads are statutorily required to provide Amtrak trains “preference” over freight transportation. However, on time performance on most host railroads is poor and continues to decline largely due to hosts ignoring their statutory responsibilities.

Listed below are the Amtrak services that operate in Kentucky with each service’s host railroads and customer on-time performance (OTP) in FY 2020:

Service	Host Railroad(s)	FY20 OTP
<i>Cardinal</i>	CSX, Norfolk Southern, Buckingham Branch Railroad	65.8%
<i>City of New Orleans</i>	Canadian National	86.7%

<sup>1</sup> Frequencies in the list following this note reflect the service levels prior to the onset of the COVID-19 pandemic.

Customer OTP measures what proportion of customers arrive at their destination on time. For *Acela* trains, the margin is within ten minutes of the schedule and the margin is 15 minutes for all other trains. Thus, if a train is 16 minutes late to its final stop, and all its riders are headed for that stop, then even if the train is on time at every intermediate stop, customer OTP would be 0%, reflecting the passengers' experience.

### **Amtrak Guest Rewards**

At the end of FY 2020, there were approximately 11.5 million members of Amtrak Guest Rewards (AGR), with 19,206 members listing an address in Kentucky. This is a 10.0% increase from FY 2019. For more information about AGR, please see: <https://www.amtrak.com/guestrewards/home>

### **Procurement**

In FY 2020, Amtrak procured goods and services worth \$2.79 billion, and more than 98% of that figure was sourced from firms headquartered domestically. In Kentucky, Amtrak spent \$6,555,656, including the following communities where Amtrak sourced \$100,000 or more in goods and services:

<b>City</b>	<b>Amount (\$)</b>
Hebron	475,076
Highland Heights	424,092
Lexington	339,089
Louisville	5,077,752
Nicholasville	139,938

### **Employment & Wages**

At the end of FY 2020, Amtrak employed 17,504 people, including two Kentucky residents. Total FY 2020 wages were \$1.67 billion, of which Kentucky residents earned \$190,341.









### **Additional Information**

The FY 2020 edition of the Amtrak State Fact Sheets omits this portion, which is available in the FY 2019 edition and will return in the FY 2021 update.

## AMTRAK ROUTES IN KENTUCKY

① Congressional District

**TRACK OWNERSHIP**

	Amtrak		NS
	UP		CP
	BNSF		CN
	CSX		Other

