



New Mexico

Amtrak's Contributions to New Mexico

Earnings supported by Amtrak in New Mexico	Employment supported by Amtrak in New Mexico	Value added* supported by Amtrak in New Mexico
\$9,396,000	170	\$502,000

State Snapshot


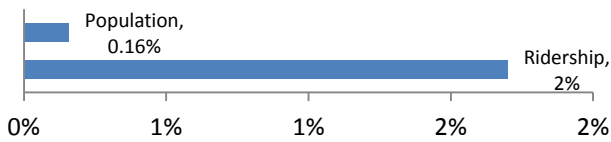
Number of Stations	7
Number of Local Riders**	62,961
Local Revenue	\$6,237,792
Number of Rail Passenger Miles***	49,669,355

Routes:
Texas Eagle (thru cars), Sunset Limited,
Southwest Chief



Source: Amtrak

Population and Amtrak Ridership Growth 2011-2016



Albuquerque, NM (ABQ)

The Alvarado Transportation Center is the current Amtrak stop in the city. The intermodal transportation facility opened in 2002 and replaced the earlier station, built in 1902 and destroyed by a fire in 1993. The current station stands on the same location as Albuquerque's original Atchison, Topeka and Santa Fe station and Harvey House hotel. It serves the *Southwest Chief* route. In 2016, 77,209 passengers passed through the station and provided revenue valued at \$7,580,074.

Amtrak's Effect on Tourism and Broader Economy

Emission reductions from traveling by Amtrak trains vs. traveling by car:	\$199,000
Cost savings from the lower risk of traveling by train vs. traveling by car:	\$1,640,000
Tourist spending generated from Amtrak passengers	\$694,000
Number of tourists that utilize Amtrak services	32,000
Percent of total riders that are tourists	50%
Federal taxes generated for New Mexico from tourist spending	\$35,000
State taxes generated for New Mexico from tourist spending	\$44,000
Local taxes generated for New Mexico from tourist spending	\$11,000

* Value Added - enhancement a company or business gives its product or service before providing it to customers(value of the final outputs from Amtrak minus the value of the inputs such as raw materials).

** Local riders are defined as riders that boarded or alighted an Amtrak train in the state. May include out of state passengers transferring trains in the state.

*** Rail Passenger Mile - passenger rail miles are determined by multiplying the total number of passengers by the total number of miles traveled.

PROFILE
 <CLICK HERE>

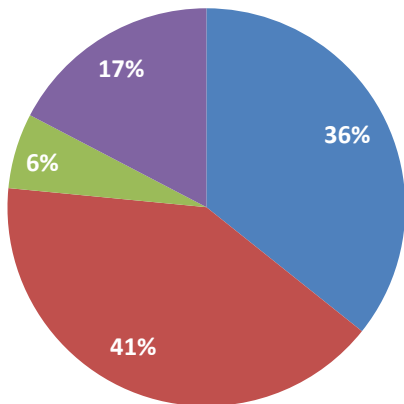
New Mexico is served by 3 train routes-- the *Southwest Chief*, the *Sunset Limited*, and the *Texas Eagle*—and 7 stations. Albuquerque is the state’s busiest station. Ridership in New Mexico is up 2 percent over the past five years. 55 percent of the state’s population lives within 30 miles of an Amtrak station.

Among Amtrak riders in the state, nearly 1 in 4 (17 percent) report that they would not have made the trip but for the availability of Amtrak service. The service provides important mobility and access needs for a number of residents. Moreover, the service is used by the full spectrum of income groups across the state’s population.

Amtrak employs 53 New Mexicans who collectively earned over \$5.1 million in wages and salaries in FY16.

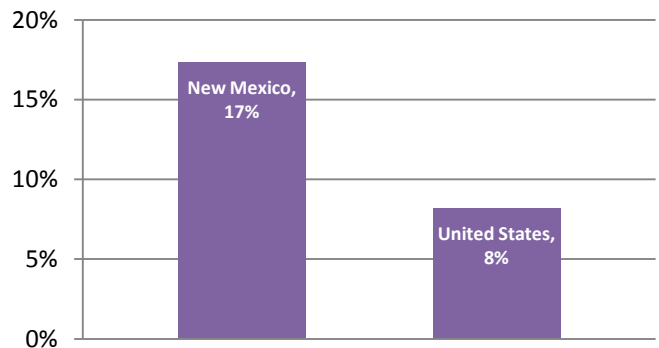
Profile of Amtrak Customers

Travel Mode Preference if Amtrak Unavailable

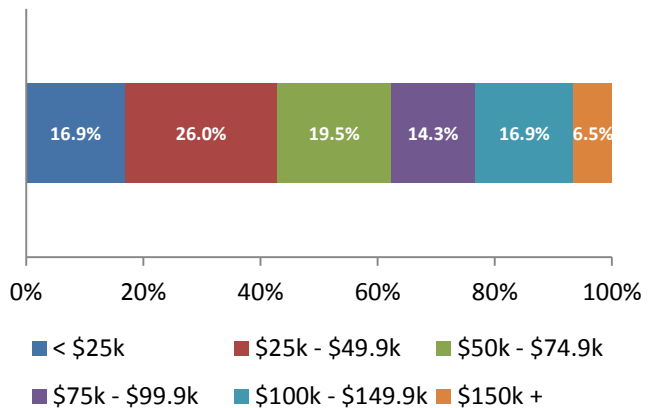


- Would drive if Amtrak unavailable
- Would fly if Amtrak unavailable
- Would use the bus if Amtrak unavailable
- Would not travel if Amtrak Unavailable

Percent of Riders who Would Not Travel if Amtrak was Unavailable



Income Distribution of Amtrak Travelers in New Mexico



Percent of population within 30 miles of a rail station served by Amtrak

55%

Amtrak emissions data courtesy of Climate Registry Information System. Automobile emissions per mile data courtesy of EPA. Emissions damage costs courtesy of Corporate Average Fuel Economy for MY2017-MY2025 Passenger Cars and Light Trucks (August 2012), page 922. Vehicle injury and fatality statistics courtesy of TIGER Benefit-Cost Analysis (BCA) Resource Guide. Railroad passenger injury and fatality statistics courtesy of the Federal Railway Administration (FRA). Average vehicle operations cost per mile courtesy of AAA, Your Driving Costs, 2016. Station information and pictures courtesy of <http://www.greatamericanstations.com/>. Brochure prepared by AECOM.