



New York

Amtrak's Contributions to New York

Earnings supported by Amtrak in New York	Employment supported by Amtrak in New York	Value added* supported by Amtrak in New York
\$410,101,000	8,370	\$230,811,000

State Snapshot

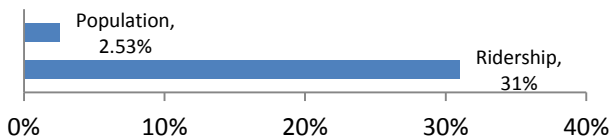
Number of Stations	25
Number of Local Riders**	6,097,909
Local Revenue	\$554,404,006
Number of Rail Passenger Miles***	1,230,729,202

Routes:
Vermonter, Silver Service/Palmetto, Pennsylvanian, Northeast Regional, Maple Leaf, Lake Shore Limited, Keystone, Ethan Allen Express, Empire Service, Crescent, Carolinian/Piedmont, Cardinal, Adirondack, Acela Express



Source: Amtrak

Population and Amtrak Ridership Growth 2009-2015



Yonkers, NY (YNY)

The current station will built in 1911 for the New York Central Railroad. The city has tentatively included in its plans for the Alexander Street neighborhood development a multimodal transportation facility of which the Metro-North/Amtrak station is a part, and would consolidate the various transportation modes into one structure adjacent to both the station and the waterfront. The station currently serves four Amtrak routes on the Empire Corridor. In 2015, 26,127 passengers passed through the station and provided revenue valued at \$1,306,009.

Amtrak's Effect on Tourism and Broader Economy

Emission reductions from traveling by Amtrak trains vs. traveling by car:	\$2,630,000
Cost savings from the lower risk of traveling by train vs. traveling by car:	\$37,999,000
Tourist spending generated from Amtrak passengers	\$40,239,000
Number of tourists that utilize Amtrak services	3,631,000
Percent of total riders that are tourists	60%
Federal taxes generated for New York from tourist spending	\$3,823,000
State taxes generated for New York from tourist spending	\$1,529,000
Local taxes generated for New York from tourist spending	\$2,378,000

* Value Added - enhancement a company or business gives its product or service before providing it to customers(value of the final outputs from Amtrak minus the value of the inputs such as raw materials).

** Local riders are defined as riders that boarded or alighted an Amtrak train in the state. May include out of state passengers transferring trains in the state.

*** Rail Passenger Mile - passenger rail miles are determined by multiplying the total number of passengers by the total number of miles traveled.

PROFILE

<CLICK HERE>

Amtrak operates approximately 140 trains daily in New York. Most of this service is on the Amtrak-owned Northeast Corridor including *Acela Express*, *Regional* and *Keystone* trains. Amtrak also operates the state-supported *Adirondack* and the *Empire Service*. Six long-distance trains serve the state including the: *Cardinal*, *Crescent*, *The Lake Shore Limited*, *The Palmetto*, and *The Silver Star*. Seven corridor services also serve the state including: *Adirondack*, *Carolinian/Piedmont*, *Ethan Allen Express*, *Maple Leaf*, *Pennsylvanian*, and the *Vermont*. The *Adirondack*, *Ethan Allen Express*, and *Maple Leaf* routes are supported by the state. The state has 3 maintenance facilities: one in New York City, one in Rensselaer, and one in Niagara Falls.

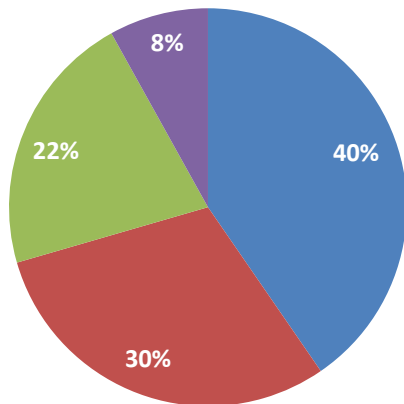
Amtrak has on order 130 new single-level rail cars to support its long-distance train services. The five year, \$298.1-million contract was awarded to CAF USA, which is creating 575 jobs to perform manufacturing and final assembly work at its plant in Elmira, New York. Field testing of cars began in winter 2013-14. Some cars entered revenue service in summer 2014 and all of them by the end of 2015.

Penn Station is the state's busiest station as well as the nation's. Albany-Rensselaer is the busiest station outside of New York City. Despite modest overall population growth, ridership in New York is up 31 percent over the past six years. Nearly 90 percent of the population lives within 30 miles of an Amtrak station. Among Amtrak riders in the state, 8 percent report that they would not have made the trip but for the availability of Amtrak.

Amtrak purchased over \$252 million of goods and services from New York's economy in FY15. In addition, the railroad employed over 1,760 New York residents who collectively earned over \$132 million in wages and salaries.

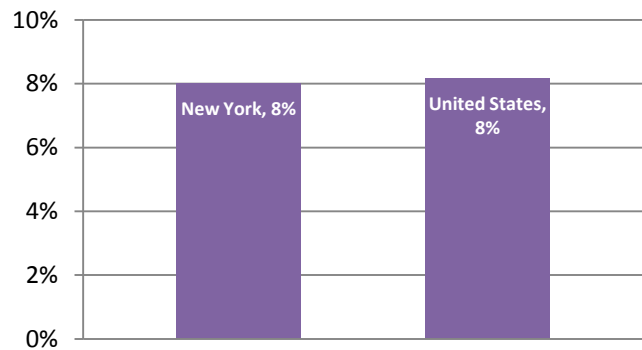
Profile of Amtrak Customers

Travel Mode Preference if Amtrak Unavailable

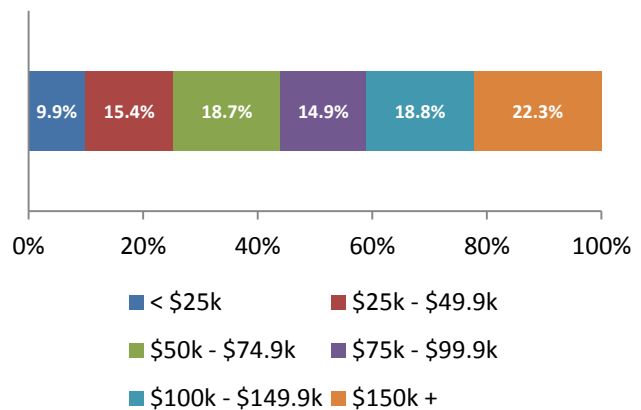


- Would drive if Amtrak unavailable
- Would fly if Amtrak unavailable
- Would use the bus if Amtrak unavailable
- Would not travel if Amtrak Unavailable

Percent of Riders who Would Not Travel if Amtrak was Unavailable



Income Distribution of Amtrak Travelers in New York



Percent of population within 30 miles of a rail or bus station served by Amtrak

89%

Amtrak emissions data courtesy of Climate Registry Information System. Automobile emissions per mile data courtesy of EPA.

Emissions damage costs courtesy of Corporate Average Fuel Economy for MY2017-MY2025 Passenger Cars and Light Trucks (August 2012), page 922. Vehicle injury and fatality statistics courtesy of TIGER BENEFIT-COST ANALYSIS (BCA) RESOURCE GUIDE. Railroad passenger injury and fatality statistics courtesy of the Federal Railway Administration (FRA). Average vehicle operations cost per mile courtesy of AAA, Your Driving Costs, 2013.

Station information courtesy of <http://www.greatamericanstations.com/>. Station picture courtesy of Metro-North Railroad. Brochure prepared by AECOM.