



Nebraska

Amtrak's Contributions to Nebraska

Earnings supported by Amtrak in Nebraska	Employment supported by Amtrak in Nebraska	Value added* supported by Amtrak in Nebraska
\$4,799,000	90	\$2,627,000

State Snapshot

Number of Stations	5
Number of Local Riders**	26,497
Local Revenue	\$2,594,828
Number of Rail Passenger Miles***	16,353,088

Routes:
California Zephyr



Population and Amtrak Ridership Growth 2009-2015



Source: Amtrak



Hastings, NE (HAS)

The town of Hastings was founded in 1872 at the junction of two railroads, and name for an officer of one of them. Hastings depot was designed by Thomas Rogers Kimball in 1902. The depot was built in the Spanish Colonial Revival style. It was renovated in 1966 and both the exterior and interior were again refurbished in 2000. The station currently serves the *California Zephyr* route. In 2015, 5,433 passengers passed through the station and provided revenue valued at \$474,124.

Amtrak's Effect on Tourism and Broader Economy

Emission reductions from traveling by Amtrak trains vs. traveling by car:	\$30,000
Cost savings from the lower risk of traveling by train vs. traveling by car:	\$431,000
Tourist spending generated from Amtrak passengers	\$234,000
Number of tourists that utilize Amtrak services	13,000
Percent of total riders that are tourists	48%
Federal taxes generated for Nebraska from tourist spending	\$19,000
State taxes generated for Nebraska from tourist spending	\$10,000
Local taxes generated for Nebraska from tourist spending	\$5,000

* Value Added - enhancement a company or business gives its product or service before providing it to customers(value of the final outputs from Amtrak minus the value of the inputs such as raw materials).

** Local riders are defined as riders that boarded or alighted an Amtrak train in the state. May include out of state passengers transferring trains in the state.

*** Rail Passenger Mile - passenger rail miles are determined by multiplying the total number of passengers by the total number of miles traveled.

PROFILE

<CLICK HERE>

Nebraska is served by *California Zephyr* train route and 5 stations. Omaha is the state's busiest station.

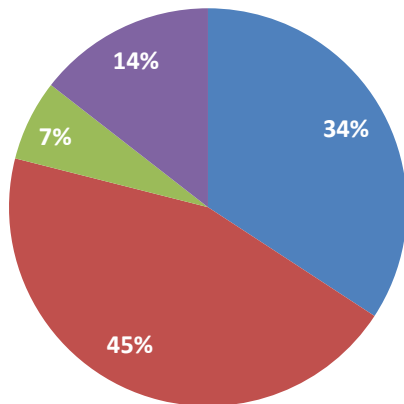
Despite minimal overall population growth, ridership in Nebraska is up 24 percent over the past six years. An estimated 69 percent of the population lives within 30 miles of an Amtrak station.

Among Amtrak riders in the state, 15 percent report that they would not have made the trip but for the availability of Amtrak service. The service provides important mobility and access needs for a number of residents. Moreover, the service is used by the full spectrum of income groups across the state's population.

Amtrak purchased \$3.5 million of goods and services from Nebraska's economy in FY15. In addition, 19 residents worked for the railroad, collectively earning nearly \$1.9 million during the same period.

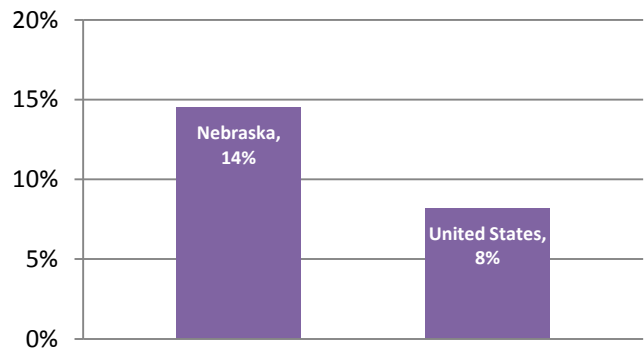
Profile of Amtrak Customers

Travel Mode Preference if Amtrak Unavailable

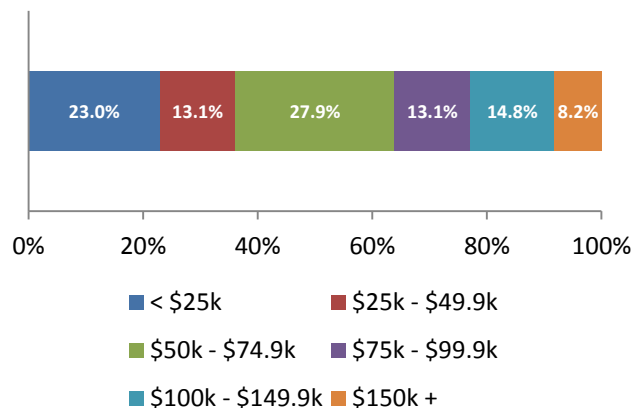


- Would drive if Amtrak unavailable
- Would fly if Amtrak unavailable
- Would use the bus if Amtrak unavailable
- Would not travel if Amtrak Unavailable

Percent of Riders who Would Not Travel if Amtrak was Unavailable



Income Distribution of Amtrak Travelers in Nebraska



Percent of population within 30 miles of a rail or bus station served by Amtrak

69%

Amtrak emissions data courtesy of Climate Registry Information System. Automobile emissions per mile data courtesy of EPA.

Emissions damage costs courtesy of Corporate Average Fuel Economy for MY2017-MY2025 Passenger Cars and Light Trucks (August 2012), page 922. Vehicle injury and fatality statistics courtesy of TIGER BENEFIT-COST ANALYSIS (BCA) RESOURCE GUIDE. Railroad passenger injury and fatality statistics courtesy of the Federal Railway Administration (FRA). Average vehicle operations cost per mile courtesy of AAA, Your Driving Costs, 2013.

Station information and pictures courtesy of <http://www.greatamericanstations.com/>. Brochure prepared by AECOM.