



# Idaho

## Amtrak's Contributions to Idaho

Earnings supported by Amtrak in Idaho	Employment supported by Amtrak in Idaho	Value added* supported by Amtrak in Idaho
\$436,000	10	\$121,000

### State Snapshot

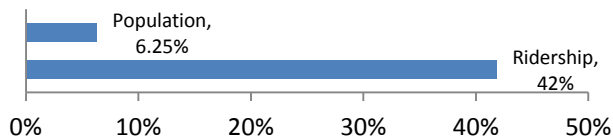
Number of Stations	1
Number of Local Riders**	3,755
Local Revenue	\$364,743
Number of Rail Passenger Miles***	2,453,881

Routes:  
*Empire Builder*



Source: Amtrak

#### Population and Amtrak Ridership Growth 2011-2016



#### Sandpoint, ID (SPT)

Sandpoint Station was constructed in 1916 and is the oldest former Northern Pacific Railway depot active in Idaho and one of the few nationwide that remains in operation. In recognition of its physical and design integrity and place within the city's railroad heritage, the station was listed on the National Register of Historic Places in 1973. Sandpoint Station currently serves the *Empire Builder* route and is undergoing a renovation. In 2016, 7,510 passengers passed through the station and provided revenue valued at \$729,486.

### Amtrak's Effect on Tourism and Broader Economy

Emission reductions from traveling by Amtrak trains vs. traveling by car:	\$10,000
Cost savings from the lower risk of traveling by train vs. traveling by car:	\$80,000
Tourist spending generated from Amtrak passengers	\$35,000
Number of tourists that utilize Amtrak services	2,000
Percent of total riders that are tourists	52%
Federal taxes generated for Idaho from tourist spending	\$3,000
State taxes generated for Idaho from tourist spending	\$2,000
Local taxes generated for Idaho from tourist spending	\$0

\* Value Added - enhancement a company or business gives its product or service before providing it to customers(value of the final outputs from Amtrak minus the value of the inputs such as raw materials).

\*\* Local riders are defined as riders that boarded or alighted an Amtrak train in the state. May include out of state passengers transferring trains in the state.

\*\*\* Rail Passenger Mile - passenger rail miles are determined by multiplying the total number of passengers by the total number of miles traveled.

## PROFILE

<CLICK HERE>

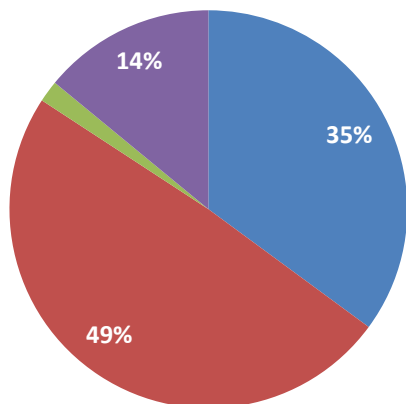
Idaho is served by the *Empire Builder* train route and the Sandpoint station. Despite having only one station, ridership in Idaho is up an incredible 42 percent over the past five years. This demonstrates a significant demand for the service by the residents and visitors of Idaho. An estimated 10 percent of the population lives within 30 miles of an Amtrak station.

Among Amtrak riders in the state, 14 percent report that they would not have made the trip but for the availability of Amtrak service. The service provides important mobility and access needs for a number of residents. Moreover, the service is used by the full spectrum of income groups across the state's population.

Amtrak spent over \$140,000 on goods and services in Idaho in FY16.

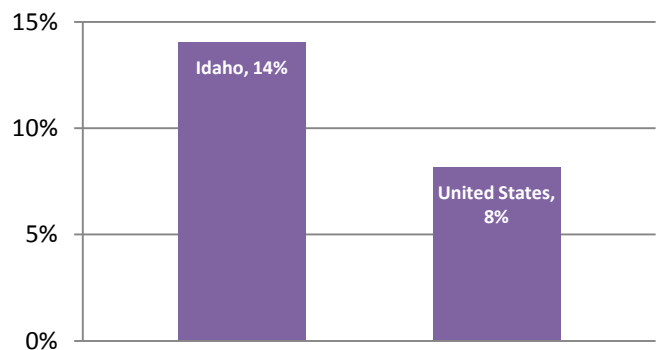
### Profile of Amtrak Customers

**Travel Mode Preference if Amtrak Unavailable**

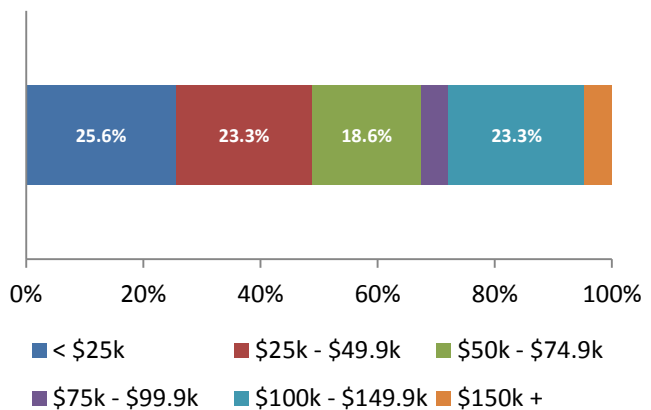


- Would drive if Amtrak unavailable
- Would fly if Amtrak unavailable
- Would use the bus if Amtrak unavailable
- Would not travel if Amtrak Unavailable

**Percent of Riders who Would Not Travel if Amtrak was Unavailable**



**Income Distribution of Amtrak Travelers in Idaho**



**Percent of population within 30 miles of a rail station served by Amtrak**

**10%**

Amtrak emissions data courtesy of Climate Registry Information System. Automobile emissions per mile data courtesy of EPA. Emissions damage costs courtesy of Corporate Average Fuel Economy for MY2017-MY2025 Passenger Cars and Light Trucks (August 2012), page 922. Vehicle injury and fatality statistics courtesy of TIGER Benefit-Cost Analysis (BCA) Resource Guide. Railroad passenger injury and fatality statistics courtesy of the Federal Railway Administration (FRA). Average vehicle operations cost per mile courtesy of AAA, Your Driving Costs, 2016. Station information and pictures courtesy of <http://www.greatamericanstations.com/>. Brochure prepared by AECOM.