



Georgia

Amtrak's Contributions to Georgia

Earnings supported by Amtrak in Georgia	Employment supported by Amtrak in Georgia	Value added* supported by Amtrak in Georgia
\$42,737,000	820	\$58,273,000

State Snapshot

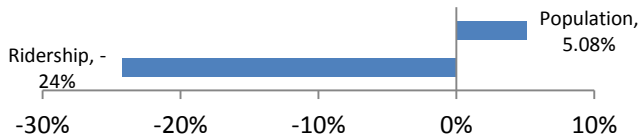
Number of Stations	5
Number of Local Riders**	75,610
Local Revenue	\$7,884,765
Number of Rail Passenger Miles***	40,620,371

Routes:
Silver Service/Palmetto, Crescent



Source: Amtrak

Population and Amtrak Ridership Growth 2011-2016



Savannah, GA (SAV)

The current Savannah train station was constructed in 1962 as a replacement for the former downtown Union Station, which was built in 1902. Union Station was an example of Spanish Renaissance and Elizabethan styles. The new station is an example of mid-century modern architecture. The current station was originally leased to the Atlantic Coast Line and Seaboard Air Line railroads. Savannah Station currently serves the Palmetto, Silver Meteor, and Silver Star routes. In 2016, 55,654 passengers passed through the station and provided revenue valued at \$4,970,178.

Amtrak's Effect on Tourism and Broader Economy

Emission reductions from traveling by Amtrak trains vs. traveling by car:	\$175,000
Cost savings from the lower risk of traveling by train vs. traveling by car:	\$1,442,000
Tourist spending generated from Amtrak passengers	\$322,000
Number of tourists that utilize Amtrak services	39,000
Percent of total riders that are tourists	51%
Federal taxes generated for Georgia from tourist spending	\$40,000
State taxes generated for Georgia from tourist spending	\$15,000
Local taxes generated for Georgia from tourist spending	\$9,000

* Value Added - enhancement a company or business gives its product or service before providing it to customers (value of the final outputs from Amtrak minus the value of the inputs such as raw materials).

** Local riders are defined as riders that boarded or alighted an Amtrak train in the state. May include out of state passengers transferring trains in the state.

*** Rail Passenger Mile - passenger rail miles are determined by multiplying the total number of passengers by the total number of miles traveled.

Georgia is served by four long distance trains. Silver Meteor and Silver Star offer service between New York City and Florida through coastal Georgia. The Palmetto offers service between New York City and Georgia. The *Crescent* offers daily trips between New York City and New Orleans via Atlanta.

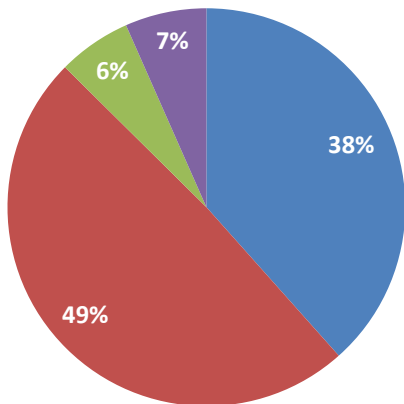
57 percent of the population of Georgia lives within 30 miles of an Amtrak station. Among Amtrak riders in the state, 7 percent report that they would not have made the trip but for the availability of Amtrak service.

The state is making steady incremental investments in passenger rail. The Georgia Department of Transportation (the Department), in partnership with the Federal Transit Administration (FTA), continues to advance the Georgia MultiModal Passenger Terminal (MMPT) which will connect Amtrak intercity service with a variety of local transportation modes.

Amtrak spent over \$57 million on goods and services and employed 83 workers who earned almost \$6.9 million in wages as part of its operating expenses in FY16.

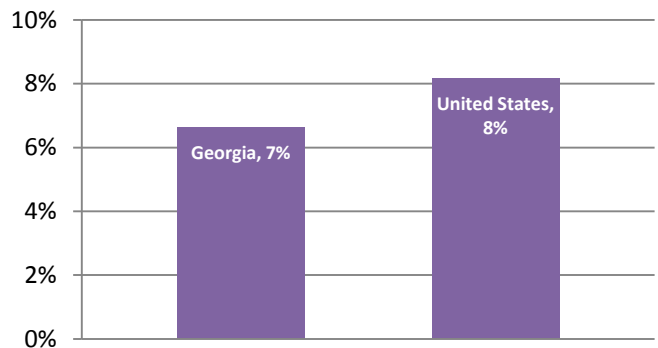
Profile of Amtrak Customers

Travel Mode Preference if Amtrak Unavailable

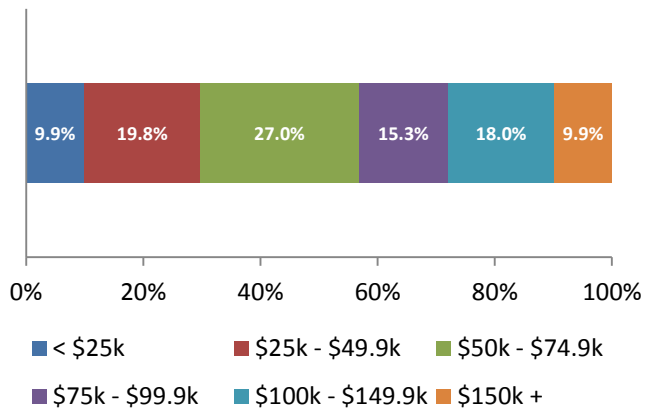


- Would drive if Amtrak unavailable
- Would fly if Amtrak unavailable
- Would use the bus if Amtrak unavailable
- Would not travel if Amtrak Unavailable

Percent of Riders who Would Not Travel if Amtrak was Unavailable



Income Distribution of Amtrak Travelers in Georgia



Percent of population within 30 miles of a rail station served by Amtrak

57%

Amtrak emissions data courtesy of Climate Registry Information System. Automobile emissions per mile data courtesy of EPA. Emissions damage costs courtesy of Corporate Average Fuel Economy for MY2017-MY2025 Passenger Cars and Light Trucks (August 2012), page 922. Vehicle injury and fatality statistics courtesy of TIGER Benefit-Cost Analysis (BCA) Resource Guide. Railroad passenger injury and fatality statistics courtesy of the Federal Railway Administration (FRA). Average vehicle operations cost per mile courtesy of AAA, Your Driving Costs, 2016. Station information and pictures courtesy of <http://www.greatamericanstations.com/>. Brochure prepared by AECOM.