



# Delaware

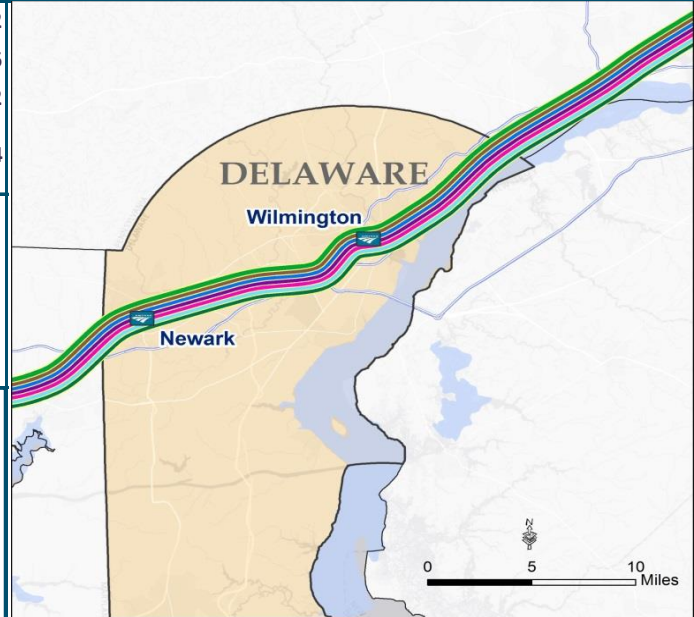
## Amtrak's Contributions to Delaware

Earnings supported by Amtrak in Delaware	Employment supported by Amtrak in Delaware	Value added* supported by Amtrak in Delaware
\$166,678,000	2,800	\$17,615,000

### State Snapshot

Number of Stations	2
Number of Local Riders**	348,496
Local Revenue	\$31,365,122
Number of Rail Passenger Miles***	46,368,974

Routes:  
*Vermont*, *Northeast Regional*, *Crescent*,  
*Carolinian/Piedmont*, *Cardinal*, *Acela Express*,  
*Silver Service/Palmetto*



#### Population and Amtrak Ridership Growth 2011-2016



Source: Amtrak



#### Wilmington, DE (WIL)

Completed in 1908, the station is one of Amtrak's 20 busiest stations. The building originally served as a regional headquarters for operations between Washington, D.C., and Philadelphia. Increasing volumes of passenger traffic prompted a 20-month restoration project in 2009, funded significantly by the American Recovery and Reinvestment Act along with Amtrak, the Delaware Department of Transportation and other appropriations. Wilmington Station currently serves nine routes on the Northeast Corridor. In 2016, 691,694 passengers passed through the station and provided revenue valued at \$62,517,439.

### Amtrak's Effect on Tourism and Broader Economy

Emission reductions from traveling by Amtrak trains vs. traveling by car:	\$326,000
Cost savings from the lower risk of traveling by train vs. traveling by car:	\$2,684,000
Tourist spending generated from Amtrak passengers	\$1,724,000
Number of tourists that utilize Amtrak services	142,000
Percent of total riders that are tourists	41%
Federal taxes generated for Delaware from tourist spending	\$173,000
State taxes generated for Delaware from tourist spending	\$35,000
Local taxes generated for Delaware from tourist spending	\$23,000

\* Value Added - enhancement a company or business gives its product or service before providing it to customers(value of the final outputs from Amtrak minus the value of the inputs such as raw materials).

\*\* Local riders are defined as riders that boarded or alighted an Amtrak train in the state. May include out of state passengers transferring trains in the state.

\*\*\* Rail Passenger Mile - passenger rail miles are determined by multiplying the total number of passengers by the total number of miles traveled.

## PROFILE

<CLICK HERE>

Nine Amtrak trains serve Delaware. Most service is provided by the *Acela Express* and Regional trains. Additional service is provided by the *Crescent*, the *Palmetto*, the *Silver Meteor*, the *Silver Star*, the *Cardinal*, The *Carolinian*, and The *Vermont*. There are two stations- Newark and Wilmington.

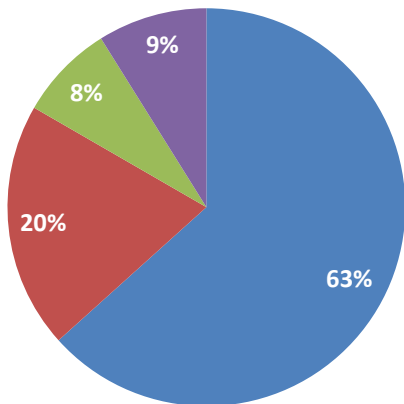
Ridership in Delaware is up 1 percent over the past five years; 61 percent of the population lives within 30 miles of an Amtrak station. Among Amtrak riders in the state, 9 percent report that they would not have made the trip but for the availability of Amtrak service.

Amtrak also operates a number of support facilities in Delaware. Wilmington is home to Amtrak's Consolidated National Operations Center (CNO), the high-tech, 50,000-square-foot facility from which Amtrak's day-to-day national operations are managed. In addition, Amtrak's High-Speed Rail Training Facility, also in Wilmington, is where engineers, conductors and on-board staff are trained for *Acela Express* service. Further, staff at the Wilmington Shops and the Bear Maintenance Facility in Delaware maintain and repair all Amfleet cars, as well as all electric locomotives used on the NEC.

Amtrak spent over \$20 million on goods and services in Delaware as part of its FY16 operating expenses. Amtrak employed 1,158 Delaware residents who earned over \$90 million in wages and salaries.

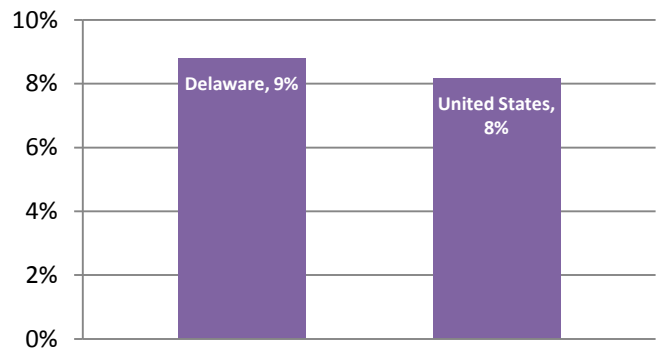
## Profile of Amtrak Customers

**Travel Mode Preference if Amtrak Unavailable**

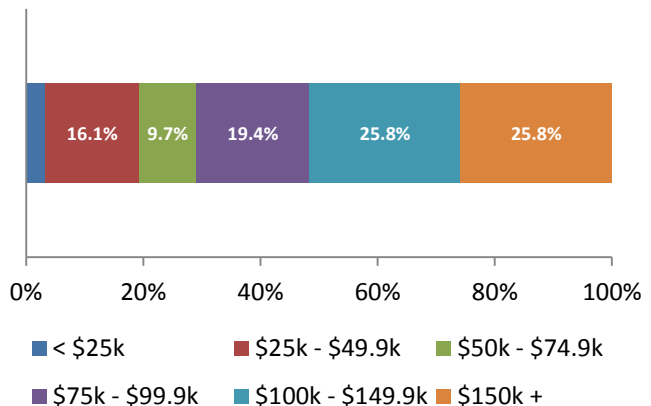


- Would drive if Amtrak unavailable
- Would fly if Amtrak unavailable
- Would use the bus if Amtrak unavailable
- Would not travel if Amtrak Unavailable

**Percent of Riders who Would Not Travel if Amtrak was Unavailable**



**Income Distribution of Amtrak Travelers in Delaware**



**Percent of population within 30 miles of a rail station served by Amtrak**

**61%**

Amtrak emissions data courtesy of Climate Registry Information System. Automobile emissions per mile data courtesy of EPA. Emissions damage costs courtesy of Corporate Average Fuel Economy for MY2017-MY2025 Passenger Cars and Light Trucks (August 2012), page 922. Vehicle injury and fatality statistics courtesy of TIGER Benefit-Cost Analysis (BCA) Resource Guide. Railroad passenger injury and fatality statistics courtesy of the Federal Railway Administration (FRA). Average vehicle operations cost per mile courtesy of AAA, Your Driving Costs, 2016. Station information and pictures courtesy of <http://www.greatamericanstations.com/>. Brochure prepared by AECOM.