



EFFECTIVE JULY 1, 2006

Serving
Vancouver, BC
Bellingham
Seattle
Tacoma
Portland
Salem
Eugene-Springfield
and intermediate stations

For reservations and information
call toll-free
in the U.S.A. and Canada
1-800-USA-RAIL
1-800-872-7245
or call your travel agent
Also visit **Amtrak.com** on the Internet

Schedules subject to change without notice.

Amtrak is a registered service mark of the National Railroad Passenger Corp.

National Railroad Passenger Corporation

Washington Union Station, 60 Massachusetts Ave., N.E., Washington, DC 20002

NRPC Form W32—150M—7/01/06 Stock #02-3323R

Portland • Pendleton • Boise (Greyhound Lines)

NOTE—Greyhound schedules subject to change

509		Connecting Train Number				500	
8455		Thruway Number				8450	
Daily	Mile	▼	Days of Operation	Symbol	▲	Daily	
12 01A	0	Dp	Portland, OR —Greyhound Sta. (PT)		Ar	5 45A	
1 30A	62	Ar	Hood River, OR			4 35A	
2 00A	83		The Dalles, OR			4 05A	
4 35A	208		Pendleton, OR			1 15A	
5 45A	259		La Grande, OR			12 01A	
6 35A	304		Baker City, OR (PT)			11 10P	
8 55A	374		Ontario, OR —Pilot Truck Stop (MT)			10 50P	
10 20A	417		Nampa, ID		Dp	9 25P	
10 50A	435	Ar	Boise, ID—Greyhound Sta. (MT)			8 55P	

NOTE: Greyhound Portland connections arrive and depart at the Greyhound stations in all cities. In Portland, the Greyhound station is located across the street from the Amtrak® station. Greyhound departures will be announced in the Amtrak® Portland station. Passengers may also walk across to the Greyhound station and listen for the Greyhound boarding call for their departure.

Portland • Astoria (Oregon Coachways-Oregon DOT)

507		Connecting Train Number				504	
5564		Thruway Number				5501/5503	
Daily	Mile	▼	Days of Operation	Symbol	▲	Daily	
6 00P	0	Dp	Portland, OR—Amtrak® Sta. (PT)	● ♿	Ar	10 15A	
6 35P	28		Manning, OR			9 25A	
7 05P	55		Elsie, OR			8 55A	
7 15P	65		Necanicum Jct., OR			8 45A	
7 30P	80		Cannon Beach, OR—Family Mkt.	♿		8 35A	
7 50P	88		Seaside, OR—Chevron Station			8 25A	
7 55P	91		Gearhart, OR	♿		R 8 15A	
8 05P	100		Warrenton, OR—Fred Meyers	♿		R 8 06A	
8 15P	104		Astoria, OR—Rail Station	♿		8 00A	
8 30P	106	Ar	Astoria, OR—Transit Center (PT)	♿	Dp	7 45A	

Seattle • Port Angeles (Olympic Bus Lines)

500		506		Connecting Train Number				507		509	
8830		8836		Thruway Number				8837		8839	
Daily	Daily	Mile	▼	Days of Operation	Symbol	▲	Daily	Daily	Daily	Daily	
1 15P	6 00P	0	Dp	Seattle, WA**—Amtrak Sta. (PT)		Ar	9 55A	4 35P			
2 00P	7 00P	48		Edmonds, WA**			9 15A	3 45P			
3 05P	7 55P	74		Kingston, WA**			8 20A	2 40P			
				Hood Canal, WA							
3 25P	8 15P	85		Discovery Bay, WA			7 35A	2 10P			
3 55P	8 45P	131		Sequim, WA			7 10A	1 45P			
4 20P	9 15P	138	Ar	Port Angeles, WA		Dp	6 45A	1 15P			

For reservations call (360) 417-0700 or (800) 457-4492.

May also visit heckmanmotors@olympen.com.

* Schedule times may change seasonally. Please be at departure location 15 minutes prior to time printed above.

** Stops by reservation only.

Albany • Corvallis • Newport (Valley Retriever)

507		5501/5503		Connecting Train/Bus Number				8552		14	
8575		8551		Thruway Number				8552		8514	
Su-Fr	Daily	Mile	▼	Days of Operation	Symbol	▲	Su-Fr	Daily	Su-Fr	Daily	
8 15P			Dp	Portland, OR—Greyhound Sta. (PT)	♿	Ar	8 00P	8 00P			
9 55P			Ar	Salem, OR—Greyhound Sta.	♿		6 00P	6 00P			
10 30P	2 25P			Albany, OR—Amtrak® Sta.	♿		5 15P	5 15P	7 25A		
10 50P	2 45P			Corvallis, OR—Greyhound Sta.	♿		4 45P	4 45P	7 10A		
11 45P	3 55P			Toledo, OR—Dairy Queen	♿		3 55P	3 55P	6 10A		
11 55P	4 00P		Ar	Newport, OR —Greyhound Sta. (PT)	♿	Dp	3 45P	3 45P	6 00A		

NOTE: No service 11/24 and 12/25/06.

Redmond • Bend • Chemult (Redmond Airport Shuttle-Oregon DOT)

11		14		Connecting Train Number				11		14	
6111		6114		Thruway Number				6211		6214	
Daily	Daily	Mile	▼	Days of Operation	Symbol	▲	Daily	Daily	Daily	Daily	
5 40P	7 15A	0	Dp	Redmond Airport, OR (PT)	♿	Ar	10 00P	11 35A			
6 05P	7 40A	16		Bend, OR—Riverhouse Resort	♿		D 9 40P	11 15A			
6 10P	7 45A	17		—Bus Station	♿		D 9 35P	11 10A			
6 35P	8 15A	31		Sunriver, OR—Lodge	♿		D 9 10P	10 45A			
7 00P	8 40A	49		La Pine, OR—Shell Sta.	♿		D 8 50P	10 25A			
7 40P	9 20A	84	Ar	Chemult, OR—Amtrak® Sta. (PT)	♿	Dp	D 8 10P	9 45A			

NOTES: Redmond Airport pickup requires reservations made with Amtrak® at least 2 hours prior to departing Redmond Airport or call (541) 382-1687. Buses 6114 and 6214 will operate 60 minutes earlier through August 28, 2006 due to track work affecting Train 14 in Oregon.

Ontario • Bend • Eugene • Coos Bay (Porter Stage)

11		Connecting Train Number				14		11	
8310		Thruway Number				8309		8311	
Daily	Mile	▼	Days of Operation	Symbol	▲	Daily	Mo-Fr		
9 15A	0	Dp	Ontario, OR (MT) —Pilot Truck Stop	♿	Ar	7 25P			
9 30A	17		Vale, OR—Fletcher Chevron (MT)	♿		7 10P			
11 00A	131		Burns, OR—Figaro's Italian Kitchen (PT)	♿	Ar	3 45P			
1 30P	261	Ar	Bend, OR—Bus Station	♿	Dp	1 15P			
2 00P	388	Dp	Eugene-Springfield, OR	● ♿	Ar	1 00P			
4 38P	449	Ar	Florence, OR	♿	Dp	9 42A			
4 40P		Dp	—2nd & U.S. 101		Ar	9 40A	3 12P		
6 30P			Reedsport, OR		Ar	8 20A	2 00P		
7 00P	469		—Sentosa Store			8 00A	1 30P		
7 30P	496	Ar	Coos Bay, OR —Bus Station (PT)		Dp	7 30A	1 00P		

Ashland • Medford • Klamath Falls (The Shuttle)

8711		Thruway Number				8714	
Daily	Mile	▼	Days of Operation	Symbol	▲	Daily	
4 10P	0	Dp	Ashland, OR—Safeway Market	♿	Ar	1 30P	
M 5 25P	15		Medford, OR—Greyhound Sta.	♿		1 00P	
6 00P	20		White City, OR—Cascade Bingo	♿		12 15P	
8 30P	72	Ar	Klamath Falls, OR—Amtrak Sta.	● ♿	Dp	10 20A	
11			Connecting Train Number			14	

NOTE: Bus 8711 arrives at the Shuttle's waiting room in Klamath Falls at 7:45 p.m. The Shuttle will take passengers and their baggage to the Amtrak station at 8:25 p.m.

M Meal stop is made at Medford bus station restaurant 4:50 p.m. - 5:25 p.m.

Connecting Local Services

Vancouver, BC—

West Coast Express commuter rail: (604) 638-7245; www.westcoast-express.com

TransLink Skytrain & bus: (604) 953-3333; www.translinkbc.ca

Seattle—

Seattle Metro streetcar, monorail & bus: (206) 553-3000; transit.metro.gov

Sounder commuter rail: (800) 201-4900; www.soundtransit.org

Portland—

Tri-Met light rail & bus: (503) 238-RIDE; www.tri-met.org










Pacific Northwest Corridor Services

Reservations are required on all trains and Thruway motorcoaches between Seattle and Portland, between Seattle and Vancouver, BC, and on Amtrak® Trains 7 and 8 between Spokane and Seattle. Services on board each train are noted with symbols and can be found in the "On Board Service" area.













Symbols and Reference Marks

- A Time Symbol for A.M.
- D Stops only to discharge passengers.
- P Time Symbol for P.M.
- MT Mountain Time
- PT Pacific Time
- R Stops only to receive passengers.
- Ticket office open for all train departures.
- ♿ All station facilities are fully accessible to persons using wheelchairs.
- ♿ Barrier-free access between street or parking lot, station platform and trains; however, not all facilities within the station are fully accessible.
- Thruway and connecting services.

Services on Amtrak® Cascades® Trains

-  **Coaches: Reservations required.**
-  **Cascades® Business Class Service:** Where noted by  symbol.
-  Airport connection.
-  **Sleeping Cars:**
 - First Class Superliner® Service on Trains 11 and 14, the Coast Starlight
 - Amtrak®'s Metropolitan Lounge® available in Portland for First Class Service passengers.
-  **Dining Cars:**
 - Complete meal service on Trains 11, 14, 510 and 517.
-  **Lounge/Bistro Cars:** Sandwiches, snacks and beverages on all trains.
-  **Railfone:** Public telephone service available on Trains 500 through 517.
- Bicycles:** Trains 500 through 517 are equipped with a limited number of bike racks for carrying unboxed bicycles.
 - Reservation required; service charge applies.
 - The passenger brings the bicycle to and picks it up from the baggage car.
 - Certain connecting Thruway motorcoaches also carry bicycles, consult agent.
-  **Smoking is prohibited entirely on these trains.**

Symbols and Reference Marks

- A** Time Symbol for A.M.
- D** Stops only to discharge passengers.
- P** Time Symbol for P.M.
- PT** Pacific Time
- R** Stops only to receive passengers.
-  Thruway Motorcoach Connections, providing coordinated train/motorcoach service with connections at the Amtrak station (in most cases), as well as through fares/ticketing. Passengers traveling on Thruway connecting motorcoaches must be ticketed before boarding motorcoaches in order to obtain through fares. Greyhound, Northwestern Stages, Olympic Bus Lines, Porter Stage Lines, The Shuttle and Western Trailways of Canada are normally not accessible to passengers in wheelchairs. However, these carriers will provide an accessible vehicle when given 24-48 hours notice. Please consult Amtrak for details.
-  Checked Baggage Service available at stations indicated.
-  Ticket office open for all train departures.
-  Ticket office/checked baggage not open for all departures.
-  Tickets can not be purchased at this location.
-  All station facilities are fully accessible to persons using wheelchairs.
-  Barrier-free access between street or parking lot, station platform and trains; however, not all facilities within the station are fully accessible.
-  Airport connection.
-  Via Connecting Ferry Service.
-  Reserved long-distance train.
-  Reserved corridor service train.
-  Thruway and connecting services.

Operation of Trains 500 through 517 and Thruway motorcoach service between Portland and Eugene is financed primarily through funds made available by the Oregon Department of Transportation, and between Vancouver–Seattle–Portland by the Washington State Department of Transportation.

Passengers holding multi-ride tickets should be aware that reserved and ticketed passengers have priority seating on Amtrak Thruway buses.