

Pennsylvanian

New York–Philadelphia– Lancaster–Harrisburg–Pittsburgh

EFFECTIVE APRIL 25, 2005

43		◀ Train Number ▶				42		44	
Daily		◀ Days of Operation ▶				Mo-Sa ^N		Su ^A	
R B ☕		◀ On Board Service ▶				R B ☕		R B ☕	
Read Down	Mile	▼		Symbol	▲	Read Up			
9 55A	0	Dp	New York, NY–Penn Sta. (ET)	● ♿	Ar	4 35P	10 50P		
R 10 12A	10	↓	Newark, NJ	● ♿	↑	D 4 15P	D10 28P		
10 43A	49		Princeton Jct., NJ	● ♿		3 46P	10 00P		
10 52A	58		Trenton, NJ	● ♿		3 38P	9 53P		
11 20A	91	Ar	Philadelphia, PA–30th St.Sta.	● ♿	Dp	3 10P	9 25P		
11 45A		Dp				2 50P	8 50P		
12 10P	110	Ar	Paoli, PA	○	Dp	2 20P	8 22P		
	117		Exton, PA				8 12P		
	123		Downingtown, PA				8 06P		
12 52P	159		Lancaster, PA	● ♿		1 34P	7 35P		
	177		Elizabethtown, PA				7 14P		
1 30P	195	Ar	Harrisburg, PA	● ♿	Dp	12 55P	6 55P		
1 40P		Dp				Scranton/Reading—see back	12 45P	6 45P	
2 46P	256	↓	Lewistown, PA	○	↑	11 09A	5 09P		
3 22P	293		Huntingdon, PA	○		10 32A	4 32P		
☒ 3 48P	313		Tyrone, PA	○		☒ 10 05A	☒ 4 05P		
4 06P	327		Altoona, PA	○ ♿		9 49A	3 49P		
5 00P	366		Johnstown, PA	○ ♿		8 54A	2 54P		
☒ 5 41P	403		Latrobe, PA	○		☒ 8 11A	☒ 2 11P		
5 52P	413		Greensburg, PA	○		8 01A	2 01P		
7 05P	444	Ar	Pittsburgh, PA	● ♿	Dp	7 20A	1 20P		
			☒ New Castle—see back						
			☒ Columbus—see back						
			☒ Cleveland—see back						
R29		Connecting Train at Pittsburgh				R 30		R 30	
11 45P		Dp	Pittsburgh, PA	● ♿	Ar	4 05A	4 05A		
1 23A	367		Alliance, OH (Canton)	○ ♿		1 52A	1 52A		
2 21A	423	Ar	Cleveland, OH	● ☒ ♿	Dp	12 45A	12 45A		
2 27A		Dp				12 36A	12 36A		
[17]	448	↓	Elyria, OH (Lorain)	○ ♿	↑	12 10A	12 10A		
[17]	483		Sandusky, OH	○ ♿		11 35P	11 35P		
4 41A	530	Ar	Toledo, OH (ET)	● ☒ ♿	Dp	10 45P	10 45P		
4 52A		Dp				10 35P	10 35P		
[69] 5 06A	608	↓	Waterloo, IN (Ft. Wayne) (EST)	○ ♿	↑	[69] 8 17P	[69] 8 17P		
[69] 5 59A	662		Elkhart, IN	○ ♿		[69] 7 24P	[69] 7 24P		
[69] 6 18A	680		South Bend, IN (EST)	● ☒ ♿		[69] 7 03P	[69] 7 03P		
8 25A	764		Ar	Chicago, IL—Union Sta. (CT)		● ☒ ♿	Dp	5 35P	5 35P

Services on the Pennsylvanian®











- R Coaches: Reservations required
- B Business Class Service
- ☕ Cafe: Sandwiches, snacks and beverages
- ☒ No checked baggage: Passengers may carry hand baggage on board
- ☒ Smoking is prohibited entirely on these trains

Symbols and Reference Marks on back.

Scenic Highlights


- Pennsylvania Dutch country
- Allegheny Mountains
- Horseshoe Curve near Altoona
- Pittsburgh's Golden Triangle where three rivers—the Allegheny, the Monongahela and the Ohio—meet

Symbols and Reference Marks



- A** Time Symbol for A.M.
- CT** Central Time
- D** Stops only to discharge passengers.
- ET** Eastern Time
- EST** Eastern Standard Time
- L** Stops to receive and discharge passengers; train may leave before time shown.
- P** Time Symbol for P.M.
- R** Stops only to receive passengers.
-  Thruway Motorcoach Connection. Coordinated train/motorcoach service with connections at the Amtrak station (in most cases), as well as through fares/ticketing. Passengers traveling on Thruway connections must be ticketed before boarding coaches in order to obtain through fares. Motorcoaches are normally not accessible to passengers who use wheelchairs.
- Ticket office open for all train departures.
- ⦿ Ticket office/checked baggage not open for all departures.
- Tickets can not be purchased at this location.
-  All station facilities are fully accessible to persons using wheelchairs.
-  Barrier-free access between street or parking lot, station platform and trains; however, not all facilities within the station are fully accessible.
-  Stops only on signal, or advance notice to conductor.
-  Will ALSO operate 5/30, 7/4, 9/5
-  Will NOT operate 5/30, 7/4, 9/5
-  Elyria and Sandusky passengers transfer to Train 49 at Cleveland.
-  This location does not observe Daylight Saving Time. Time shown is Standard Time, in effect from the first Sunday in April through the last Saturday in October.
-  Thruway Motorcoach arrives/departs Pittsburgh Greyhound station, across Liberty Ave. from the Amtrak® station. An accessible lift-equipped motorcoach for passengers who use wheelchairs may be requested with a 48 hour advance notice.
-  Thruway motorcoach arrives/departs Cleveland Greyhound station, 1435 Chester Ave. An accessible lift-equipped motorcoach for passengers who use wheelchairs may be requested with a 48 hour advance notice.

Thruway Motorcoach Connections

Pittsburgh • Columbus (Greyhound Lines) See note below

8043	Mile	▼	Thruway Number	Symbol	▲	8042 M-Sa	8044 Su
12 25A	0	Dp	Pittsburgh, PA (ET)		Ar	4 40A	11 15A
3 45A	57	Ar	Wheeling, WV (ET)				
	184		Columbus, OH (ET)		Dp	1 20A	7 40A

Pittsburgh • Cleveland (Greyhound Lines) See note below

8843	Mile	▼	Thruway Number	Symbol	▲	8142 M-Sa	8144 Su
9 00P	0	Dp	Pittsburgh, PA (ET)		Ar	4 45A	11 55A
11 25P	138	Ar	Cleveland, OH (ET)		Dp	2 15A	8 25A

Note: The Greyhound station in Pittsburgh is scheduled for renovation. The Greyhound station location may be temporarily moved during construction and times adjusted to reflect a different station location. Please call Amtrak® at 1-800-USA-Rail to confirm Thruway schedules at Pittsburgh.

Connecting Local Services

Harrisburg–Scranton–Reading

Capitol Trailways operates service between Amtrak's Harrisburg Station and Scranton and Reading, PA. Purchase ticket from Trailways agent. (800) 333-8444.

Pittsburgh–New Castle

New Castle Area Transit Authority operates service Monday through Friday between New Castle, PA and the Amtrak® station in Pittsburgh. Pay fare to driver. Call (724) 654-3130 for schedules.